



Nombre de alumno: Mario Alberto Velasco Vazquez

Nombre del profesor: Juan Jaime

Nombre del trabajo: Weekly Activity #1 Unit 2

Materia: english

Grado: 5 semestre

Grupo: A

TAKING TRANSPORTATION

VOCABULARY

Exercise 1. Translate the next vocabulary to Spanish – Traduce el siguiente vocabulario al español.

1. Destination -destino
2. Frequency -frecuencia
3. Departure - salida
4. Arrival - llegada
5. Stops bus – para de autobus
6. Terminal – terminal
7. Daily – diariamente
8. Travel time – tiempo de viaje
9. Air Conditioning – aire acondicionado
10. Flight No. (Flight Number) –numero de vuelo
11. Aircraft Type – tipo de viaje
12. From / to –



BUSES FROM LIMA TO NAZCA					
DESTINATION	FREQUENCY	DEPARTURE	ARRIVAL	STOPS	BUS TERMINAL
Nazca	Daily	04:30	10:45	Paracas	Terminal Nazca
Nazca	Daily	07:00	13:30	Paracas-Ica	Terminal Nazca
Nazca	Daily	13:30	20:00	Paracas-Ica	Terminal Nazca
Nazca	Daily	14:00	20:00	Non-stop	Terminal Nazca
Nazca	Daily	17:30	23:30	Non-stop	Terminal Nazca

BEIJING
to
SHANGAI

Train No.	Depart	Arrive	Travel Time	Air Conditioning
D31	11:05	20:49	0d 09h 44m	✓
1461	14:42	12:49	0d 22h 07m	x
Z21	19:32	07:00	0d 11h 28m	✓
Z13	19:38	07:06	0d 11h 28m	✓
Z7	19:44	07:12	0d 11h 28m	✓

OSAKA (Itami) to TOKYO (Haneda)

Flight No.	Departure	Arrival	Frequency	Aircraft Type
22	07:10	08:15	DAILY	ER10
4	07:30	08:35	DAILY	ER10
26	08:30	09:35	DAILY	ER10
30	10:30	11:35	DAILY	ER10
34	11:30	12:35	DAILY	ER10

Exercise 2. Read the schedules. Use them to find the answers to the questions. Lee los horarios de la imagen de arriba y contesta las siguientes preguntas.

1. It's now 10:00 A.M. When is the next bus to Nazca? 13:30
2. When is the next non-stop bus to Nazca? 14:00
3. How much time does it take to get from Beijing to Shanghai on train 1461? _____
4. Which train is faster, train 1461 or train D31? train D31
5. What time does flight 26 depart for Tokyo? When does it arrive? 09:35



Marcos: Excuse me. Do you speak English?
Roger: Actually I'm French. But, yes.
Marcos: Thank goodness! I'm looking for Terminal 2.
Roger: No problem. I'm on my way there now. Just follow me.



Roger: So where are you flying today?
Marcos: Manila. Then I'm connecting to a flight home.
Roger: Well, that's a coincidence. I'm catching a flight to Manila, too. Flight 56?
Marcos: Yes, but we should hurry. The plane's boarding in fifteen minutes.



Roger: And where is home?
Marcos: Brazil. São Paulo.
Roger: No kidding! I'm going to go to São Paulo next week!
Marcos: Really? What a small world!

Exercise 3. Circle T (true), F (false) or NI (no information). Then explain each answer.

- T F NI 1. Flight 56 leaves from Terminal 2.
- T F NI 2. Roger lives in France.
- T F NI 3. Roger and Marcos are both flying to Manila
- T F NI 4. Marcos is staying in Manila.
- T F NI 5. Roger is staying in Manila
- T F NI 6. The two men get to the flight on time.



a one-way ticket



a round-trip ticket

JAPAN RAIL	Kodama (local)	Kodama (local)
Tokyo	10:13	10:20
Odawara	10:30	-
Atami	11:00	-
Maibara	13:39	-
Kyoto	14:04	12:38

the local


the express



a direct flight



a non-stop flight



an aisle seat

a window seat

Exercise 4. Translate the next vocabulary to Spanish – Traduce el siguiente vocabulario al español.

1. A one-way ticket – un boleto de ida
2. A round-trip ticket – un boleto de ida y vuelta
3. A direct flight – un vuelo directo
4. A non-stop flight – un boleto sin escalas
5. The local – el local
6. The express – el expreso
7. An aisle seat – un asiento en el pasillo
8. A window seat – un asiento en la ventana

Exercise 5. Complete the conversations with phrases from the vocabulary. Completa las conversaciones con las frases del vocabulario.

1. A: Would you like a window or an aisle?

B: ___no an aisle seat_____. I like to walk around.

2. A: Is Flight 3 a ___direct flight_____ flight?

B: No. It's a ___non-stop_____ flight. It makes a stop, but you don't have to change planes.

3. A: Do you want a ___round-trip_____ ticket to Rome?

B: Actually, I need a ___one way ticket_____

I'm not coming back!

4. A: I'm sorry. It's too late to make the ___local_____

B: Well, I'll take the __express_____ I'm not in a hurry.

Nombre de alumno: Mario Alberto

Nombre del profesor: Juan Jaime

Nombre del trabajo: Weekly Activity #2 Unit 2

Materia: English

PASIÓN POR EDUCAR

Grado: 5 semestre

Grupo: A

Comitán de Domínguez Chiapas a 28 de septiembre de 2020.

GRAMMAR

Modals: "should" and "could"

Should

We use "should" + the base form of a verb to give advice or to make a strong suggestion.

Example: You shouldn't take that flight. You should take the non-stop.

Example: Should they take the bus? (Yes, they should. / No, they shouldn't).

"Should" es usado para dar consejos, una sugerencia fuerte, hablar de situaciones posibles en el tiempo presente y en el futuro. Este puede ser reemplazado por "ought to" sin tener un cambio en el significado.

- Mom, you should check your email. **(consejo)**
- Lorena should be in the office now. **(situación posible en el presente)**
- You guys should get the job; your presentation was the best. **(situación posible en el futuro)**

Could

We use "could" + the base form of a verb to offer alternatives or to make a weak suggestion.

Example: The express bus is full, but you could take the local.

Example: Could I take the 2:20? (Yes, you could / No, you couldn't).

Este se utiliza para hablar de habilidades en el pasado, cosas que no podíamos realizar en el pasado, solicitudes, ofrecer una alternativa, hacer una sugerencia débil, etc.

- I could speak Italian when I was in elementary school. **(habilidad en el pasado)**
- I couldn't leave the house after 10pm when I lived with my parents. **(imposibilidad en el pasado)**
- Could you send me the copy by noon? **(solicitud)**

Exercise 1. Complete each statement or question with a form of "should" or "could".
 Completa la oración o la pregunta usando la forma "should" or "could". Ver ejemplo.

1. He should take (he/take) the express. The local arrives too late.
2. They said _____ (we/have) two aisles seats or an aisle and a window seat.
3. _____ (you/not get) a one-way ticket. It's much more expensive each way.
4. Which train _____ (we/take) ? We absolutely have to be there on time.
5. _____ (they/buy) a ticket at the station or on the train. It's doesn't matter.

Exercise 2. Usa la tabla debajo y escribe 6 oraciones usando should (3) y and could(3)

Blue numbers = express trains			
Penn Station	Northway	Oak Plains	Carmel
7:15	7:50	8:30	9:00
7:25	-----	8:25	8:55
7:30	-----	-----	8:55
7:30	8:05	8:45	9:15
7:50	8:25	9:05	9:35

Should

Example: He should wake up early to take the express at Penn Station.

1. she should wake up late to take the express at carmel
2. they should arrive earlier to get their ticket northway
3. we should have coffe before 8:30 to be time to oak plains Could

Example: They could take the 7:30 express".

4. he could take the 7:24 to go earlier
5. she could arrive earlier to buy her ticket to carmel

Exercise 3. Underline the correct phrases to complete the sentences. (Subraya la respuesta correcta)

1. Who (should buy / should to buy) the tickets? Who should to buy the tickets
2. Where (I can find / can I find a hotel)? Where can I find a hote
3. You (could to walk / could walk) or (take / taking) the bus. You could to walk or take the bus
4. (I should to call / Should I call) you when I arrive? I should to call you when I arrive
5. We (can to not take / can't take) the bus; it left. We can to not take the bus it left
6. When (should you giving / should you give) the agent your boarding pass? When should you give the agent you boarding pass
7. Which trains (can get / can getting) me there soon? Which trains can getting me there soon

FUTURE PLANS

GRAMMAR

“Be going to” + base form to express the future.

- We use “be going to” to talk about future plans and intentions.

Example: She's going to be a professional dancer when she grows up.

- We use “be going to” to predict something that we think is certain to happen because we have evidence.

Example: It's going to rain (the speaker can see dark clouds in the sky).

Affirmative

I'm
You're
He's
She's
It's
You're
We're
They're

} going to relax this weekend.

Negative

I'm not going to relax this weekend.
You aren't going to relax this weekend.
He's
She's
It's
You're
We're
They're

} isn't going to relax this weekend.
} aren't going to relax this weekend.

Question

Are you going to sleep late tomorrow?
Is she going to travel to Europe?
Are we going to be on time?

Yes/ No answers

Yes, I am / No, I'm not.
Yes, she is / No, she isn't.
Yes, we are. / No, we aren't

"Be going to" + base form to express the future.

El verbo "to be going to" equivale a "ir a hacer algo". Su estructura en la oración es:

El verbo que se conjuga es "to be" y tiene que concordar en tiempo y persona con el sujeto.

To be + going + to + Verbo (en infinitivo)

Estructura

Todas las formas de este tiempo verbal requieren el uso del verbo "to be" en sus tres conjugaciones (am, is, are) dependiendo del sujeto. De esta forma:

I am	He is	You are
	She is	We are
	It is	They are

Afirmativo:

Sujeto + verbo to be + going to + complemento

- I am going to visit my father tomorrow. (Voy a visitar a mi papá mañana)
- He is going to play football on Saturday. (Él va a jugar fútbol el sábado)
- We are going to listen to music tonight. (Vamos a escuchar música esta noche)

Negativo:

Sujeto + verbo to be en negativo + going to + complemento

-I am not going to eat tonight. (No voy a comer esta noche)

-It is not going to rain. (No va a llover)

-They are going to buy a house. (Van a comprar una casa)

Interrogativo:

1. Preguntas de sí o no y respuestas:

-Is she going to drive your car? (¿Ella va a conducir tu carro/auto?)

Yes, she is. (Sí) No, She isn't. (No)

-Are you going to write the report tonight? (¿Vas a escribir el reporte esta noche?)

Yes, I am. (Sí) No, I am not. (No)

2. WH-questions:

-What are he going to do tomorrow? (¿Qué va a hacer ella mañana?)

-Where are they going to sleep? (¿Dónde van a dormir?)

Nota:

En ocasiones, sobre todo en el inglés hablado informalmente, se suele reducir el forma "going to" a "gonna". Escucha la pronunciación de "gonna":

Exercise 4. Complete each statement or question with "be going to" and the base form of the verb. Completa la oración o la pregunta.

1. They are not going to buy (the / not buy) tickets for the express.

2. When is she going to leave (she / leave) for the airport?

3. are you going to ask for (you / ask for) an aisle seat?

4. Who going to take (take) him to the train station?

5. Who is he going to call (he / call) in Chicago?

6. Where is dad be going to (Dad / be) when I arrive?

Exercise 5. Write a question with "be going to" for each answer. Don't use the verb "do".

Escribe la pregunta usando "be going to" para cada respuesta, no uses el verbo do.

1. Are you going to go to the movies tonight?

Yes. I'm going to go to the movies tonight.

2. _____

Yes. They're going to eat in a restaurant after the concert.

3. _____

Yes. Carla's brother is going to go fishing with her.

4. _____

Yes. I'm going to go to work tomorrow.

5. _____

No. He's not going to graduate this year.

6. _____

Yes. They're going to take the bus to school.

Exercise 6. Complete the e-mail. Underline the correct verb forms. Subraya la forma correcta del verbo.

Here's my travel information: I (1 go to leaving/ 'm going to leave) Mexico City at 4:45 P.M. on Atlas Airlines flight 6702, and I'm arriving in Chicago at 9:50 P.M. Mara's flight (2 is going to get there/ going to get there) ten minutes later, so we (3 're go meeting/ 're going to meet) at the taxi stand downstairs. That's too late for you to come to the airport, so we can take the express bus from O'Hare to the city. Mara (4 goes to spend/ is going to spend) the night at our apartment. Her flight to Tokyo isn't leaving until the next day, and she and I (5 are going to spend / going to spend) the whole day shopping!

Nombre de alumno:mario Alberto

Nombre del profesor: juan jaime

Nombre del trabajo: Weekly Activity #3 Unit 2

Materia:english

PASIÓN POR EDUCAR

Grado: 5 semestre

Grupo: A

FUTURE PLANS

GRAMMAR

“Be going to” + base form to express the future.

- We use “be going to” to talk about future plans and intentions.

Example: She's going to be a professional dancer when she grows up.

- We use “be going to” to predict something that we think is certain to happen because we have evidence.

Example: It's going to rain (the speaker can see dark clouds in the sky).

Affirmative

I'm	} going to relax this weekend.
You're	
He's	
She's	
It's	
You're	
We're	
They're	

Negative

I'm	not going to relax this weekend.
You	aren't going to relax this weekend.
He's	} isn't going to relax this weekend.
She's	
It's	
You're	} aren't going to relax this weekend.
We're	
They're	

Question

Are you going to sleep late tomorrow?
Is she going to travel to Europe?
Are we going to be on time?

Yes/ No answers

Yes, I am / No, I'm not.
Yes, she is / No, she isn't.
Yes, we are. / No, we aren't

“Be going to” + base form to express the future.

El verbo "to be going to" equivale a "ir a hacer algo". Su estructura en la oración es:

El verbo que se conjuga es "to be" y tiene que concordar en tiempo y persona con el sujeto.

To be + going + to + Verbo (en infinitivo)

Estructura

Todas las formas de este tiempo verbal requieren el uso del verbo "to be" en sus tres conjugaciones (am, is, are) dependiendo del sujeto. De esta forma:

I am	He is	You are
	She is	We are
	It is	They are

Afirmativo:

Sujeto + verbo to be + going to + complemento

- I am going to visit my father tomorrow. (Voy a visitar a mi papá mañana)
- He is going to play football on Saturday. (Él va a jugar futbol el sábado)
- We are going to listen to music tonight. (Vamos a escuchar música esta noche)

Negativo:

Sujeto + verbo to be en negativo + going to + complemento

- I am not going to eat tonight. (No voy a comer esta noche)
- It is not going to rain. (No va a llover)
- They are going to buy a house. (Van a comprar una casa)

Interrogativo:

1. Preguntas de sí o no y respuestas:

-Is she going to drive your car? (¿Ella va a conducir tu carro/auto?)

Yes, she is. (Sí) No, She isn't. (No)

-Are you going to write the report tonight? (¿Vas a escribir el reporte esta noche?)

Yes, I am. (Sí) No, I am not. (No)

2. WH-questions:

-What are he going to do tomorrow? (¿Qué va a hacer ella mañana?)

-Where are they going to sleep? (¿Dónde van a dormir?)

Nota:

En ocasiones, sobre todo en el inglés hablado informalmente, se suele reducir el forma "going to" a "gonna". Escucha la pronunciación de "gonna":

Exercise 1. Translate the vocabulary below. Traduce el siguiente vocabulario.



a rental car



a taxi




a limousine/ a limo

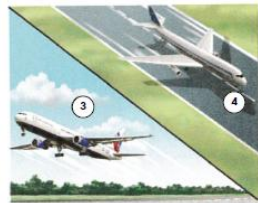


a hotel reservation

- 1.un carro rentado
- 2.un taxi
- 3.una limusina
- 4.una reservacion de hotel



① depart ② arrive




③ take off ④ land



⑤ go through security



⑥ a boarding pass



⑦ the gate ⑧ an agent
⑨ a passenger ⑩ the departure lounge

- | | |
|--------------------------|---------------------------|
| 1.salida | 6.un pasaje de abordaje |
| 2.llegar | 7.la puerta |
| 3.irse | 8.en agente |
| 4.llegar a tierra | 9.una pasajera |
| 5.pasar por la seguridad | 10.la sala de empaquetaje |

Exercise 2. Translate the announcement below. Traduce el siguiente anuncio.

"Good afternoon, ladies and gentlemen. Rapid Air Flight 58 from Brasilia to São Paulo is overbooked. We apologize. We need two volunteers to give up their seats on this flight. There are seats available on all later flights to São Paulo. If you volunteer to take a later flight, Rapid Air will give you a free round-trip ticket anywhere we fly. The free ticket is good for one year."

Translation (traducción):

Exercise 3. Complete each statement or question with a form of **"should or shouldn't"** or **"could or couldn't"**. Completa la oración o la pregunta usando la forma **"should or shouldn't"** or **"could or couldn't"**. Ver ejemplo.

1. Hello! could you give me a hand, please?
2. Robert, you are very tired. You should spend so much time in front of the computer!
3. I looked everywhere yesterday and I should find my mobile phone. Today it's in the living room!
4. This man is not careful. He should wear a helmet.
5. I could speak to my boss yesterday; he didn't have time.
6. To make progress, you should practice your English every day.

Exercise 4. Complete the sentences using "be going to". Completa las oraciones usando "be going to" .

1. It (rain) is going to rain.

2. (take part / she) Is she going to take part in the contest?
3. I (wear) _is going to_____ blue shoes tonight.
4. (cook / you) __are you cook_____ dinner?
5. We (not / help) ___it is not going to help_____ you.
6. Jack (not / walk) it is not going to walk_____ home.
7. Sue (share / not) it is not going to share_____ her biscuits.

Nombre de alumno: mario Alberto

Nombre del profesor: juan Jaime

Nombre del trabajo: Weekly Activity #4 Unit 2

Materia: english

PASIÓN POR EDUCAR

Grado: 5 semestre

Grupo: A

Comitán de Domínguez Chiapas a 12 de octubre de 2020.

FUTURE PLANS

Exercise 1. Answer correctly – Responde correctamente

1. Which word is used for possibility?

a. could

b. should

2. Which word is used for advisability?

a. could

b. should

3. If I say, "It's a good idea for you to study," I mean...

a. You could study.

b. You should study.

4. "You could call your mother," means...

a. It's a good idea for you to call your mother.

b. Calling your mother is an option or possibility.

5. "You should call your mother," means...

a. It's a good idea for you to call your mother.

b. Calling your mother is an option or possibility.

Exercise 2. Answer correctly – Responde correctamente

1. She _____ improve her English to work in the USA.

a. could

b. should

2. You _____ pass the test if you studied.

a. could

b. should

3. I think it _____ rain later.

a. could

b. should

4. You _____ go there, you will find him..

a. could

b. should

5. They _____ do more exercise.

a. could

b. should

6. It's snowing, so we _____ go out now.

a. couldn't

b. shouldn't

Exercise 3. Write 6 sentences using "could and should" – Escribe 6 oraciones usando "could and should".

Could or couldn't

1. .she could return later

2. . I couldn't play soccer

3. it could rain this evening

Should or shouldn't

4. .he should take a earlier flinght

5. .you should go out more often

6. .you shouldn't go home

Exercise 4. Complete the conversation with "be going to" and the indicated verbs

A: On Saturday, _ we going to leave _____ (we / leave) for Cancún.

B: Really? ____ you going to book _____ (you / book) a rental car there?
The are some great places to explore.

A: No. I think _ we going to stay _____ (we / stay) on the beach and rest. By the way, where

_____ go you and margo _____ (you and Margo / go) for your vacation.

B: I'm not sure. But _ _I going to travel _____ (I / travel) to Bangkok on business next month,

and _ _ I going to take _____ (I / take) a few days off to go sightseeing. I hear it's great.

Exercise 5. Write 6 sentences using "be going to" – Escribe 6 oraciones usando "be going to"

1. They are going to eat
2. .i am going to sleep all day
3. . My brother is going to visit tomorrow
4. He is not going to cross the road
5. peter is not going to do the exam
6. it is going to rain today