

12 de junio del 2020

PROCESAMIENTO DE LA INFORMACIÓN CON HOJA DE CALCULO

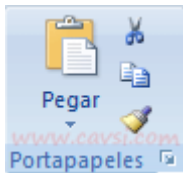
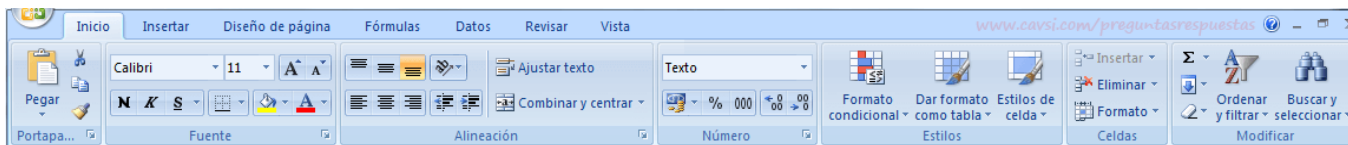
ALUMNO; GIBRAN ANTONIO LOPEZ VELASCO

DOCENTE;

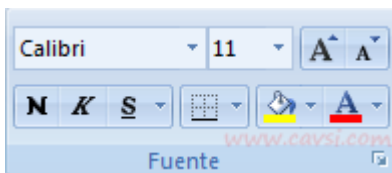
ACTIVIDAD; SUPER NOTA

BARRAS QUE EXISTEN EN EXCEL PARA EDICION O DESARROLLO

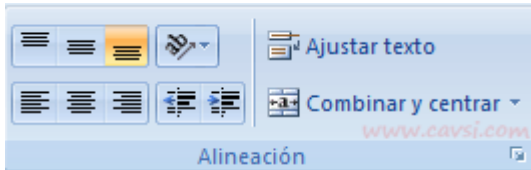
INICIO:



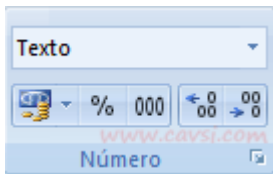
Fuente:



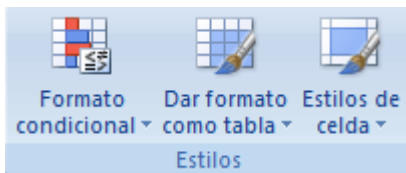
Alineación:



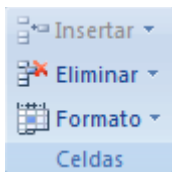
Número:



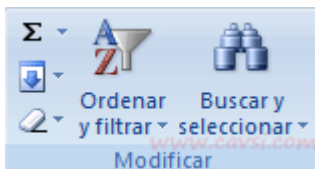
Estilos:



Celdas:



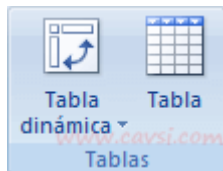
Modificar:



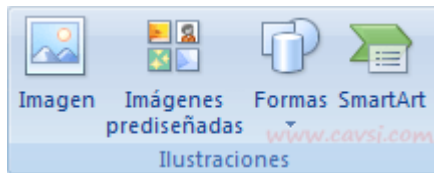
INSERTAR:



Tablas:



Ilustraciones:



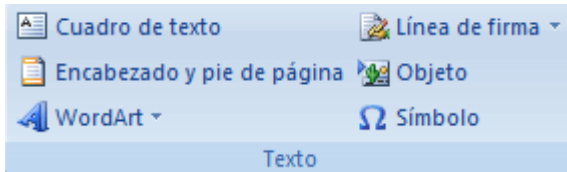
Gráficos:



Vínculos:



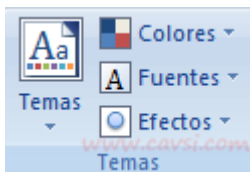
Texto:



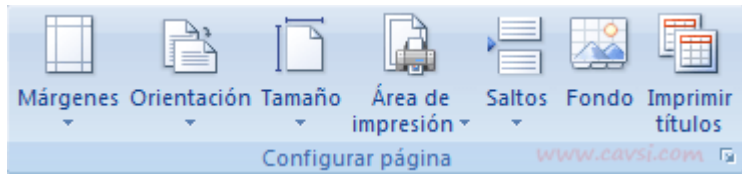
DISEÑO DE PAGINA:



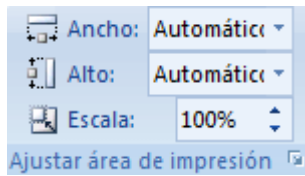
Temas:



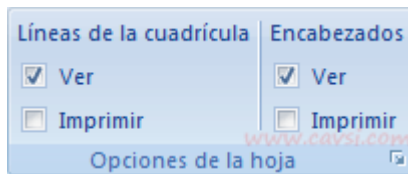
Configurar Página:



Ajustar Área de Impresión:



Opciones de la Hoja:



Organizar:

