

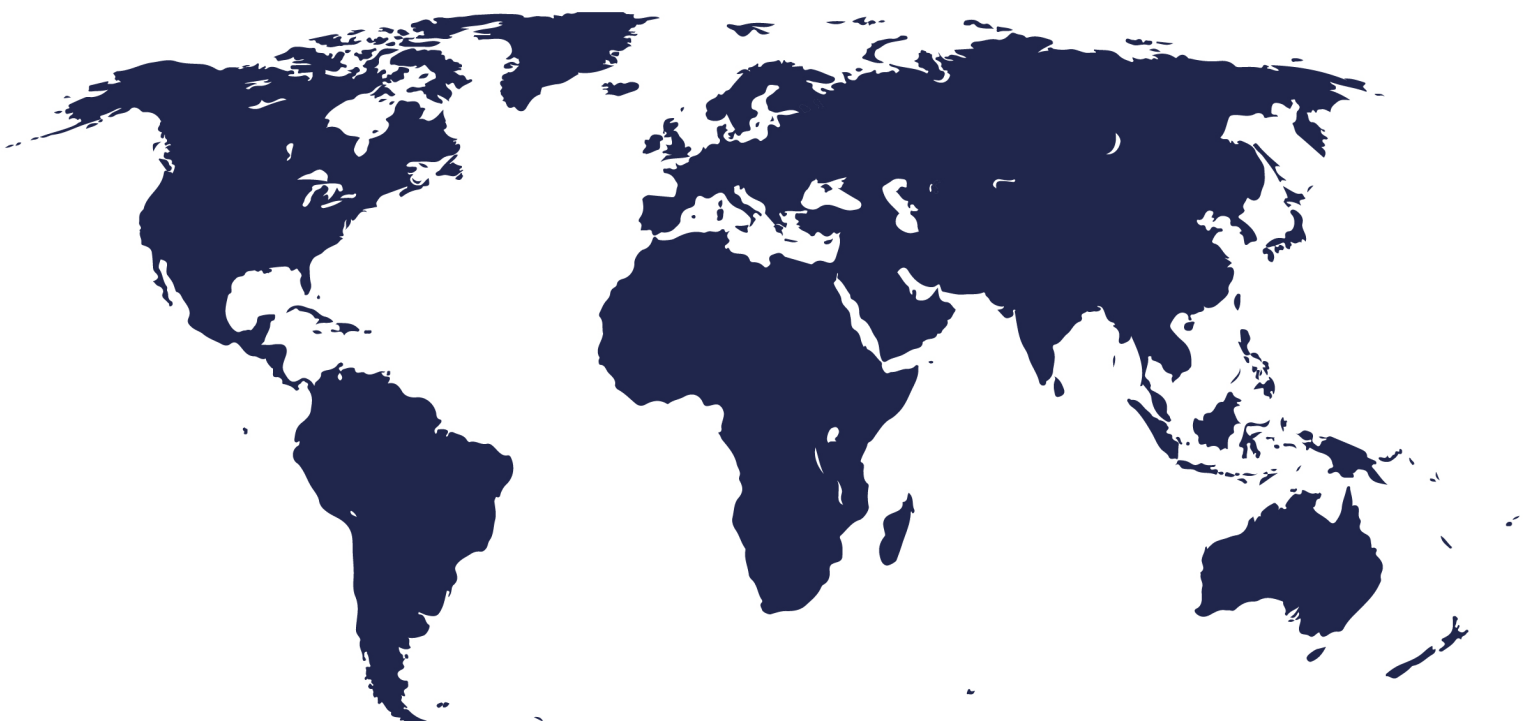


PASIÓN POR EDUCAR

ENGLISH HANDBOOK

Basic English - Level 1

Learning English opens
the doors to the world
and your future.



Dear Teacher and Student,

It is a great pleasure for me to provide you with this valuable English handbook, which was created to organize your work in order to be more efficient and successful in the classroom. Language is our primary source of communication. It is the system through which we share our ideas and thoughts with others. There are thousands of languages in the world.

Countries have their own national languages in addition to a variety of local languages spoken and understood by their people in different regions. However, English is undoubtedly one of the most spoken ones. There are several factors that make the English language essential to communication in our current time. First of all, it is the most common foreign language. This means that two people who come from different countries (for example, a Mexican and a German) use English as a common language to communicate.

That is why everyone needs to learn English in order to get in touch on an international level. Speaking English will help you communicate with people from countries all over the world, not just English-speaking ones. English is also essential to the field of education.

In fact, in many countries students are taught and encouraged to learn English as a second language as most of the research and studies are written in English. In the same way, at a University level, students study almost all their subjects in English in order to make the material more accessible to international students. What is more, with good understanding and communication in English, you can travel around the world.

As a result, UDS must motivate and encourage students to learn English. Our success lies in the quality and expertise of our teachers. Teachers need to be passionate about their work and to have excellent subject knowledge. It is teaching quality together with student's effort that will determine the future adult's success in life.

I do really hope you will enjoy this handbook and thanks for being part of this successful team!

Sincerely,

A handwritten signature in black ink, appearing to read 'Victor Manuel Albores Alcázar', with a stylized flourish at the end.

Víctor Manuel Albores Alcázar
UDS Owner


TABLE OF CONTENTS

TOPIC 1: Nice to Meet you	p. 1
TOPIC 2: What is your name?	p. 3
TOPIC 3: Where are you from?	p. 6
TOPIC 4: What is your job?	p. 8
TOPIC 5: Where are they?	p. 10
TOPIC 6: What`s in your bag?	p. 11
TOPIC 7: Personal Information	p. 13
TOPIC 8: How old is she?	p. 16
TOPIC 9: Family	p. 18
TOPIC 10: Describe your relatives	p. 22
Grammar Booster	p. 24
Irregular Verbs	p. 31

NICE TO MEET YOU

LISTENING

Hello!

a)  1.1 Look at the photo. Read and listen to conversation 1.

b) Fill in the gaps with I, my, you or your.

Sue: Hello, ___ name`s Sue.
What`s ___ name?


Mario: Hello, ___ `m Mario.

Sue: Nice to meet ___.

Mario: ___too.

c) Practice conversation 1 with four students. Use your name.

LISTENING

d)  1.2 Read and listen to conversation 2.

e) Fill in the gaps with I, my, you or your.

Adam: Hi, Meg.

Meg: Hi, Adam. How are ___?

Adam: ___`m fine, thanks.


And ___?

Meg: ___`m OK, Thanks.

f) Practice conversation 2 with four students. Use your name.

LISTENING

Introducing people

g)  1.3 Read and listen to conversation 3.


h) Practice conversation 3. Use your names.

LISTENING

Goodbye!

i)  1.4 Read and listen to conversation 4.

j) Practice conversation 4. Use your names.



1 STEFAN: Hello, I`m Stefan.
What`s your name?
EMEL: Hello, my name`s Emel.
STEFAN: Nice to meet you.
EMEL: You, too.

2 TIM: Hi, Anita.
ANITA: Hi, Tim. How are you?
TIM: I`m fine, thanks. And you?
ANITA: I`m OK, thanks.




3 NINA: Polly, this is David.
POLLY: Hello, David. Nice to meet you.
DAVID: You, too.

4 LUCY: Goodbye, Miki.
MIKI: Bye, Lucy. See you soon.
LUCY: Yes, see you.

Good morning → 12:00
Good afternoon 12:00 - 6:00 p.m.
Good evening 6:00 p.m. →



LISTENING

k)  1.5 Listen and number the words.

Goodbye.

Bye.

Goodnight.

See you.

See you on Saturday.


See you tomorrow.

 1



LISTENING

Numbers 0-12

l)  1.6 Listen and repeat.

0 zero

1 one

2 two

3 three

4 four

5 five

6 six

7 seven

8 eight

9 nine

10 ten

11 eleven

12 twelve

m) Write the next number in words.

1. Two, four, six, _____.

2. Four, _____, twelve, sixteen.


3. One, _____, three, four, five.

4. Twelve, _____, ten, nine, _____.

5. Six, _____, eighteen, twenty-four.


LISTENING

Phone numbers

n)  1.7 Read and listen to these questions and answers. Listen again and practice.



LISTENING

o)  1.8 Listen to three conversations. Write the phone numbers.

1. _____

2. _____

3. _____

p) Work in pairs. Compare answers.

WHAT IS YOUR NAME?

LISTENING

The alphabet

a)  Listen and say the alphabet.

Aa Bb Cc Dd Ee Ff Gg


Hh Ii Jj Kk Ll Mm Nn

Oo Pp Qq Rr Ss Tt Uu

Vv Ww Xx Yy Zz*


* Pronunciation

(zed)
BrE=/zedz/
(zi)
AmE=/zi:z/

c)  Listen. Circle the correct spelling.
Then spell each name aloud.

1	Green	Greene	Grin
2	Leigh	Lee	Li
3	Katharine	Katherine	Catharine

LISTENING

e)  Listen to the conversations.
Write the names.

1. _____

2. _____

3. _____

LISTENING


b)  Listen. Circle the letter you hear.

1 [A K] 4 [U O] 7 [F X] 10 [J G] 13 [D G]

2 [B E] 5 [B Z] 8 [X S] 11 [L N] 14 [H K]

3 [M N] 6 [T C] 9 [Z V] 12 [K J] 15 [P E]

d) Read 10 letters aloud to your partner.
Point to the letters you hear.



GRAMMAR

Proper nouns

The names of people and places are proper nouns. Use a capital letter to begin a proper noun. Example: Melanie Pepper, New Delhi, Nicaragua.

Common nouns

Other nouns are common nouns. Use a lowercase letter to begin a common noun. Example: morning, doctor, student.

Capital letters:
ABC
Lowercase letters:
abc

f) Circle the proper nouns. Underline the common nouns.

- | | | |
|---------------|-----------|-------------|
| 1. Mary Chase | 3. name | 5. partners |
| 2. letter | 4. France | 6. alphabet |

g) Check the common nouns. Capitalize the proper nouns.

- | | | |
|--|--|------------------------------------|
| <input type="checkbox"/> 1. ^M marie | <input type="checkbox"/> 3. sarah browne | <input type="checkbox"/> 5. canada |
| <input type="checkbox"/> 2. partner | <input type="checkbox"/> 4. teacher | <input type="checkbox"/> 6. noun |

What is your first name?

h) Look at the photo. Match the teacher's questions 1-3 to the student's answers a-c.

1. What is your first name, please?
 2. What is your last name?
 3. How do you spell that?
- a. Ortega.
b. O-r-t-e-g-a
c. It is Pablo.

LISTENING

i)  Listen and check your answers.



j) Choose a or b.

1. A: Hi, Erin.

B: _____

- | |
|-----------------------------------|
| a. Hello.
b. What's your name? |
|-----------------------------------|

2. A: How do you spell your last name?

B: _____

- | |
|-----------------------------|
| a. Cooper
b. C-O-O-P-E-R |
|-----------------------------|

3. A: What's your name?

B: _____

- | |
|----------------------------------|
| a. Lily.
b. Nice to meet you. |
|----------------------------------|

4. A: My name is Dylan Adams.

B: _____

- | |
|---|
| a. I don't understand.
b. I'm Kyle Williams. |
|---|

5. A: Hello. I'm Paul

B: _____

- | |
|---|
| a. Nice to meet you.
b. Nice to meet you, too. |
|---|

6. A: What's your name?

B: _____

- | |
|-------------------------|
| a. Rose.
b. R-O-S-E. |
|-------------------------|

GRAMMAR

Verb to be (singular)

AFFIRMATIVE (+)

I'm (= I am)	I'm British.
you're (= you are)	You're a student.
he's (= he is)	He's German.
she's (= she is)	She's Brazilian.
it's (= it is)	It's American.

We use it for a thing (a car, a book, etc.)
Example: a German car, an English book.

NEGATIVE (-)

I'm not (= I am not)	I'm not American.
you aren't (= are not)	You aren't a teacher.
he isn't (= is not)	He isn't from Berlin.
she isn't (= is not)	She isn't Australian.
it isn't (= is not)	It isn't a Mercedes.

TIPS: We can also say "you're not", "he's not".
and "it's not".
Example: you're not a teacher.

YES/NO QUESTIONS (?)	SHORT ANSWER
Am I in this class?	Yes, you are. No, you aren't.
Are you from Russia?	Yes, I am. No, I'm not.
Is he a doctor?	Yes, he is. No, he isn't.
Is she Italian?	Yes, she is. No, she isn't.
Is it Japanese?	Yes, it is. No, it isn't.

TIPS: We can also say: "No, you're not". "No, he's not".
"No, she's not" and "No, it's not".
We can't say "Yes, you're", "Yes, I'm", "Yes, he's".

WHERE ARE YOU FROM?

Countries

a) Look at the map. Match these countries to 1-12.

Italy Brazil Russia the USA Germany Egypt Australia Mexico Turkey the UK China Spain



b) Work in pairs. Look again at the map. Say a number. Your partner says the country. Example:

What's number 2?

Mexico

LISTENING

Countries and nationalities

c) 1.14 Listen.

I'm from Italy


I'm Italian

Italy
Brazil
Russia
the US
Germany
Egypt
Australia
Mexico
Turkey
the UK
Spain
China
Japan
France
Colombia

Italian
Brazilian
Russian
American
German
Egyptian
Australian
Mexican
Turkish
British
Spanish
Chinese
Japanese
French
Colombian

LISTENING

d) 1.15 Look at the photo of Stefan and Emel. Listen to the conversation and fill in the gaps.



EMEL: Where are you from?
STEFAN: I'm from _____. And you?
EMEL: I'm from _____.

e) Complete the chart.

Question	Short answer	Negative
_____ you English?	No, I _____.	I _____ English.
_____ they from Spain?	Yes, they _____.	_____
_____ she Portuguese?	No, she _____.	She _____ Portuguese.
_____ he on business?	Yes, he _____.	_____

SPEAKING

Where are you from?

g) Ask other students.

Where are you from? I'm Italian. I'm from Venice.

In pairs, ask about the people and things in the pictures.

Where is it from? It is from Ireland.
Where are they from? They are from...

I don't know.



LISTENING

h) Listen and number the picture 1-4.



LISTENING

i) Listen again and complete the dialogues.

- A: Are you _____?
B: No, I'm _____. I'm from Edinburgh.
- A: Where are you from?
B: We're from _____.
A: Are you on holiday?
B: No, we aren't. We're on business.
- A: Where's she from? Is she _____?
B: No, she isn't. She's _____. She's from Buenos Aires.
- A: Mmm, delicious. Is it _____?
B: No, it isn't. It's _____.

f) In pairs, do the quiz.

The World Quiz

Hello Cześć!

Where are these cities?

a Kraków _____
b Glasgow _____
c Boston _____
d Shanghai _____
e Bangkok _____

!Holaj
Bom dia!

WHAT IS YOUR JOB?

LISTENING


Jobs

a)  Work in pairs. Match these jobs to pictures a-i.

a manager a doctor a teacher a sales assistant an actor / an actress A waiter / a waitress a taxi driver a musician a police officer




LISTENING

b)  Look at the photo of Tina and Matt. Listen and match these names to photos 1-4 on Tina's computer.

Sofia Marco Emma Gary

LISTENING

c)  Listen again. Complete the table.

	Gary	Marco	Emma	Sofia
country	Australia			
job	a doctor			

d) Look again at the table.

1. Is Gary a musician?
2. Is Marco from Mexico?
3. Is Emma an actress?
4. Is Sofia Italian?
5. Are you from Russia?
6. Is your watch Japanese?

Tick (✓) the correct answers.

- | | |
|-----------------|-------------------|
| a. Yes, he is. | b. No, he isn't. |
| a. Yes, he is. | b. No, he isn't. |
| a. Yes, she is. | b. No, she isn't. |
| a. Yes, she is. | b. No, she isn't. |
| a. Yes, I am. | b. No, I'm not. |
| a. Yes, it is. | b. No, it isn't. |



Tina

Matt

GRAMMAR

Indefinite article "a"

We use "a" with nouns that begin with a consonant sound. Example: a trumpet.



Indefinite article "an"

We use "an" with nouns that begin with a vowel sound. Example: an animal.

e) Write the article "a" or "an" for each occupation.

- | | | |
|-----------------------|-------------------------|-------------------------|
| 1. I`m ___ architect. | 3. He`s not ___ banker. | 5. She is ___ singer. |
| 2. She`s ___ student. | 4. He is ___ musician. | 6. I`m not ___ athlete. |

f) Read the names and occupations. Write affirmative and negative statements.



- | | |
|--|-----------------------|
| 1. Orlando Bloom <u>is an actor. He`s not a singer</u> | 3. Joo Yeon Sir _____ |
| 2. Luis Miguel _____ | 4. Marta _____ |

g) Read about Casey Affleck.



Casey Affleck is a famous actor. He`s also a writer. And he`s a director, too. Three occupations! The name of one of his movies is Gone Baby Gone. Casey Affleck is the main actor, but he`s not the director. He`s the director for I`m Still Here.



h) Now answer the questions. Tick the boxes.

1. What are Casey Affleck`s occupations?

- artist photographer director
 actor singer writer

2. In the movie *I`m Still Here*, Casy Affleck is the:

- singer actor director

i) Circle the occupation that is not spelt correctly.

- | | | | |
|----------------------|-------------|----------|------------------|
| engin ner | doctor | arkitect | athlete |
| sh ef | banker | teacher | singer |
| scientist | fotographer | musician | manager |
| writer | pilot | actor | flight attendant |

Now write the words correctly.

WHERE ARE THEY?

GRAMMAR

Verb to be (plural)

AFFIRMATIVE (+)

we`re (= we are)	We`re in a small hotel.
you`re (= you are)	You`re from the UK.
they`re (= they are)	They`re very big.

NEGATIVE (-)

we aren`t (= are not)	We aren`t in the hotel now.
you aren`t (= are not)	You aren`t from Turkey.
they aren`t (= are not)	They aren`t very expensive.

YES/NO QUESTIONS (?)

Are we in room 216?

Are you in London?

Are they in a big hotel?

SHORT ANSWER

Yes, you are.
No, you aren`t.

Yes, we are.
No, we aren`t.

Yes, they are.
No, they aren`t.

LISTENING

a)  Listen and write the contractions: I`m, we`re, aren`t, etc.


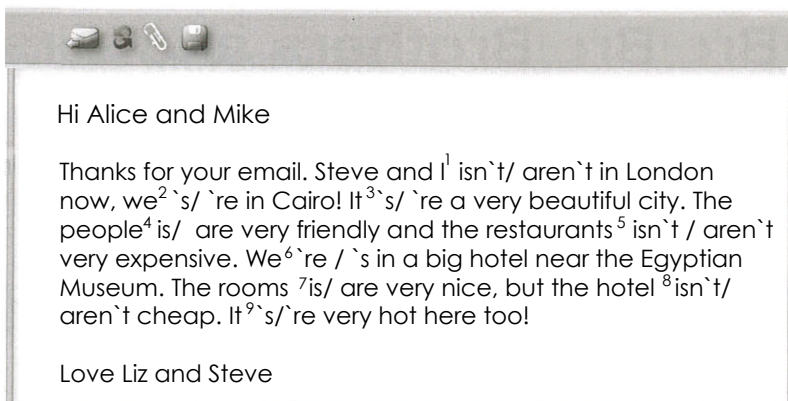
- We aren`t from Italy, _____ from Spain.
- _____ a new hotel, but it _____ very nice.
- _____ a doctor and he _____ married.
- You _____ Australian, _____ American.
- _____ a manager and _____ a musician.
- _____ actors, but they _____ very good.

b) Complete each statement with a singular or plural form of "be".

- | | | |
|---------------------------|-------------------------------|-----------------------|
| 1. I _____ a writer. | 3. We _____ doctors. | 5. We _____ managers. |
| 2. She _____ not a pilot. | 4. They _____ not scientists. | 6. He _____ a singer. |

READING

c) Read the email. Where are Liz and Steve? Choose the correct words.



WHAT`S IN YOUR BAG?

GRAMMAR

Plurals



SINGULAR

a chair a table
a thing a boy



PLURAL

+ -s
chairs tables
things boys

+ -es
watches sandwiches

y → -ies
diaries babies

irregular
men women
people

a watch a sandwich

a diary a baby

a man a woman
a person

a) Circle the correct word.

1. I am (an artist / artists / artist).
2. We are (a flight attendant / flight attendants / flight attendant).
3. She is (banker / a banker / bankers).
4. They are (a writer / writers / writer).
- 5 He is (a teacher / man / surgeon).

TIP: We also add **-es** to words ending in -s, -ss, -sh, -x and -z: bus → buses, class → classes, etc.


LISTENING

b) Listen to three people in London. Tick (✓) the things in their bags.



Linda

A
books ✓
a dictionary
a computer
a notebook
pens
pencils
a mobile
a sandwich



Bill

B
a mobile
photos
a diary
a pen
books
an umbrella
an apple
sandwiches



Caroline

C
a camera
a mobile
books
a watch
a notebook
pens
a pencil
an umbrella

SPEAKING

c) Now practice! Work in groups. Say what`s in your bag, use there is / there are. See below.

GRAMMAR

There is / there are

POSITIVE (+)

SINGULAR There`s a big new shopping centre.
There`s an airport in Bristol.




















PLURAL There are five theatres.
There are a lot of old buildings.

NEGATIVE (-)

There isn`t a station near here.
There aren`t any good restaurants near here.

Classroom objects

d) Match the classroom objects to their names.

			1. book	
			2. pencil	
			3. bag	
			4. pen	
			5. glue	
			6. door	
			7. paper	
			8. desk	
			9. ruler	
			10. eraser	
			11. paint	
			12. marker	
			13. crayon	
			14. scissors	
			15. globe	
			16. window	
			17. stapler	
			18. notebook	
			19. corrector	
			20. compasses	
			21. calculator	
			22. blackboard	
			23. whiteboard	
			24. basket	
			25. calendar	
			26. push pin	
			27. pencil case	
			28. pencil sharpener	
			29. bulletin board	
			30. paper clip	

SPEAKING

e) Practice in pairs.

A: What is this?
B: It is a pencil.

A: Is this a desk?
B: No, it isn't. It's a marker.

A: Is this a notebook?
B: Yes, it is.

PERSONAL INFORMATION

LISTENING

a)  Look at the photo. Karen wants to join The City Gym. Listen to her conversation with Peter. Tick (✓) the questions when you hear them.

1. What's your first name, please?
2. What's your surname?
3. What's your nationality?
4. What's your address?
5. What's your mobile number?
6. What's your mail address?



b)  Listen again and complete form A.

A

The City Gym 

New Member Form

first name Karen

surname _____

nationality _____

address _____ Road

Liverpool

mobile number _____

email address _____

The City Gym, 12 Morton Street, Liverpool L8 3RF

c) Work in pairs. Interview your partner and fill in form B.

Email addresses

.	dot
@	at
-	hyphen
_	underscore



To: eve dot smith at webmail dot com

B

The City Gym 

New Member Form

first name _____

surname _____

nationality _____

address _____

mobile number _____

email address _____

The City Gym, 12 Morton Street, Liverpool L8 3RF

GRAMMAR

Subject pronouns and possessive adjectives

subject pronouns	I	you	he	she	it	we	you	they
possessive adjectives	my	your	his	her	its	our	your	their

We use the subject pronouns with verbs. Examples: you listen, they read, etc. We use the possessive adjectives with nouns: my sister, your family, their cat, etc.

Example: I'm Mary and this is Sid, my husband.

Example: Her husband's name is Nick and he's a doctor.

Example: These are their two children - our grandchildren.

Example: It's a very nice photo, I think.

Possessive `s

- We use a name (Nick, etc.) or a noun for a person (sister, etc.) + `s for the possessive.

Example: Fiona is Nick's wife. It's my sister's car.

- We can also use `s with other nouns for people.

Example: it's my teacher's car. It's his friend's camera., etc.

- For plural nouns, we write s`.

Example: he's my friends'son.

TIPS: `s can mean "is" or the possessive.

Example: Anne`s my sister. (`s = is); Kevin is Nick`s son. (`s = possessive).

d) Complete the questions.



1 A: What's his address?

B: 11 Main Street




2 A: _____ phone number?

B: 22-63-140




3 A: _____ address?

B: 18 Bank Street.



4 A: _____ phone number?

B: 878-456-0055



5 A: _____ e-mail address?

B: It's sgast@mp.net.



6 A: _____ phone number?

B: 44-78-35.

e) Complete the sentences with a possessive adjective.

Example: My name's Stephen.

1. Angela, please turn off _____ mobile phone.
2. The students are from Italy. _____ names are Susanna and Carlo.
3. London is famous for _____ red buses.
4. She's French, but _____ mother is English.
5. We're in Class 3. _____ teacher is Bob.
6. _____ name is Ian. He's from Scotland.
7. I'm Mike. _____ family are from Dublin.

f) Write the questions.

Example: you how are ? How are you?

1. his what's name ? _____
2. German mother is her ? _____
3. from your are where parents ? _____
4. surname Simpson is your ? _____
5. spell do how your name you ? _____

VOCABULARY

Relationships


g) Study the vocabulary.



1 a classmate




2 a friend



3 a neighbor



4 a boss



5 a colleague

h) Circle the correct word or words to complete each sentence.


1. Mr. Thomas is (my / I) boss.
2. Is Mrs. Cory (you / your) teacher.
3. Is (she / her) Dr. Kim?
4. Are (they / their) Connie and Sam?
5. Are (your / you) Barry's friend?
6. He's (my / I) colleague.
7. Mr. Benson is (Alec / Alec's) neighbor.
8. Jake is (Ms. Rose / Ms. Rose's) student.
9. (He's / His) an architect.
- 10 (Kyle / Kyle's) and Ray's classmate is Gail.

SPEAKING

i) Tell a classmate about at least three of your relationships. Use the vocabulary.

HOW OLD IS SHE?

LISTENING

a)  Listen and repeat.

13 thirteen

17 seventeen

14 fourteen

18 eighteen

15 fifteen

19 nineteen

16 sixteen

20 twenty

b) Match these words to the numbers.

thirty	ninety	seventy	forty
eighth	fifty	a hundred	sixty

30 thirty 60 _____ 90 _____
40 _____ 70 _____ 100 _____
50 _____ 80 _____

LISTENING


c)  Listen to the numbers with -teen and -ty.

fourteen forty sixteen sixty eighteen eighty.

d) Write the numbers

21 twenty-one 24 _____ 27 _____
22 _____ 25 _____ 28 _____
23 _____ 26 _____ 29 _____

LISTENING

e)  Listen and check. Where is the stress in these numbers?


ninety fifty thirteen
nineteen seventy fifteen

SPEAKING

f) Work in pairs. Say these numbers.

27 35 49 52 68 73 86 94

LISTENING

g)  Listen to five conversations. Fill in the gaps with the correct number.

- 1) The cat is _____.
- 2) The house is _____ years old.
- 3) The girl is _____.
- 4) The car is _____ years old.
- 5) The dog is _____.

SPEAKING

i) Take turns saying a number from the chart. Your partner circles the number.

23	45	40	18	94	21	20	14
58	102	43	89	90	44	53	13
30	19	60	99	22	50	52	100
15	47	33	54	17	66	77	70
64	78	95	80	87	101	1	31

GRAMMAR

Verb to be: questions with "how old"

How old is	he? she? your sister?	(He`s nineteen years old.) (She`s thirty-three.) (She`s twenty)
How old are	they? your parents?	(They`re twenty-nine.) (They`re fifty and fifty-two.)

How old are you?



j) complete the questions. Use "how old is" or "how old are".

1. _____ your sisters?
2. _____ Matt`s parents?
3. _____ your grandfather?
4. _____ Helen`s husband?
5. _____ her children?
6. _____ his son?

LISTENING

k)  Read and listen.

A: I have one brother and two sisters.
B: Really? How old is your brother?
A: Twenty.
B: And your sisters?
A: Eighteen and twenty-two.

LISTENING

h)  Read and listen. Then listen again and repeat.

21 twenty-one	25 twenty-five	29 twenty-nine	40 forty	80 eighty
22 twenty-two	26 twenty-six	30 thirty	50 fifty	90 ninety
23 twenty-three	27 twenty-seven	31 thirty-one	60 sixty	100 one hundred
24 twenty-four	28 twenty-eight	32 thirty-two	70 seventy	101 one hundred one

SPEAKING


l) With a partner, personalize the conversation. Talk about your own family. Then change roles.

A: I have _____
B: Really? How old _____?
A: _____
B: And your _____?
A: _____

FAMILY

LISTENING


a)  Read and listen. Then listen again and repeat.















SPEAKING


b) Point to two people in the family. Describe their relationship. Example: "She`s his daughter".


LISTENING

c)  Listen to a man identify people in his family. Check the correct photo.

1			2			3		
	<input type="checkbox"/>	<input type="checkbox"/>		<input type="checkbox"/>	<input type="checkbox"/>		<input type="checkbox"/>	<input type="checkbox"/>
4			5			6		
	<input type="checkbox"/>	<input type="checkbox"/>		<input type="checkbox"/>	<input type="checkbox"/>		<input type="checkbox"/>	<input type="checkbox"/>

LISTENING

d)  Look at the photo. Read and listen to the Cooper family.



e) Choose the correct words.

1. Nick is Fiona`s son / husband.
2. Kevin is Nick`s brother / son.
3. Fiona is Kevin`s mother / daughter.
4. Anne is Fiona`s sister / daughter.
5. Nick is Anne`s brother / father.
6. Anne is Kevin`s mother / sister.
- 7 Nick and Fiona are Kevin and Anne`s children / parents.




WRITING

g) Make sentences about these people.




1. Nick → Kevin Nick is Kevin`s father.
2. Fiona → Nick _____.
3. Kevin → Fiona _____.
4. Anne → Nick _____.
5. Kevin → Anne _____.
6. Anne and Kevin → Nick and Fiona _____.

h) Look at the photo. Sid and Mary are Kevin and Anne`s grandparents. Then write the words in the table.



	grandfather	_____
	_____	granddaughter
	_____	grandchildren

f) Work in pairs. Look again at the photo. Then complete the table with words in bold in 1-4.

		
men/ boys	women/girls	both
father (_____)	_____ (mum)	_____
_____	daughter	(singular: child)
husband	_____	
_____	sister	

grandparents grandson grandmother

GRAMMAR

Verb to be: questions with "who"

Who is he? (He`s my dad*)

Who are they? (They`re my sisters.)

Who`s Louise? (She`s my mom*) **Who** are Nina and Jan? (They`re my daughters.)

* mom and dad = informal for mother and father

i) Write questions. Use "Who`s" or "Who are" and he, she, or they.

1. A: Who`s he _____ ?
B: He`s my grandfather.

4. A: _____ ?
B: They`re Pat`s grandparents.


2. A: _____ ?
B: She`s my mother.

5. A: _____ ?
B: She`s Ed`s wife.

3. A: _____ ?
B: He`s Mr. Fine`s grandson.

6. A: _____ ?
B: They`re my brother and sister.

Contractions
Who is Who`s
Be careful!
Who are NOT Who`re



SPEAKING

j) Ask and answer questions about the people in the two photos. For example:

A: *Who`s Ellen?*

B: *She`s Natalie`s mother*

A: *Is Mia Ellen`s daughter?*

B: *No, she`s not. She`s her...*

GRAMMAR

Verb "have" / "has": affirmative statements

I have one son and one daughter.

I	have a brother.	He	has three sisters.
You		She	
We			
They			



k) Complete the sentences. Use "have" or "has". Then complete the sentence about your own family.

- | | |
|---------------------------------------|---------------------------------------|
| 1. Mark _____ two brothers. | 5. Carl and Anna _____ two children. |
| 2. Mrs. Stevens _____ five grandsons. | 6. She _____ five sisters. |
| 3. They _____ a granddaughter. | 7. They _____ no brothers or sisters. |
| 4. We _____ twelve grandchildren. | 8. I _____. |

LISTENING

l) Read and listen. Then listen again and repeat.

Titles				
1. Mr.	✓		✓	
2. Mrs.				✓
3. Miss		✓		
4. Ms.		✓		✓



Mr. Brendan Hu Mrs. Lisa Hu

Be careful!

Mr. Brendan Hu OR Mr. Hu
 Mrs. Lisa Hu OR Mrs. Hu
 NOT ~~Mr. Brendan~~
 NOT ~~Mrs. Lisa~~

SPEAKING

m) Introduce yourself to a classmate. Use a title and your last name.

n) Match 1-3 to a-c.

- | | |
|--------------------------|------------------------------|
| 1. Mr. (Brown) | a. a married woman |
| 2. Mrs. or Ms. (King) | b. a single woman |
| 3. Ms. or Miss (Roberts) | c. a man (married or single) |

LISTENING

o) Listen. Circle the correct information.

1

Mr.
 Mrs.
 Miss first name last name
 Ms.

2

Mr.
 Mrs.
 Miss first name last name
 Ms.

3

Mr.
 Mrs.
 Miss first name last name
 Ms.

4

Mr.
 Mrs.
 Miss first name last name
 Ms.

Mr.
 Mrs.
 Miss first name last name
 Ms.

5

Mr.
 Mrs.
 Miss first name last name
 Ms.

6

Mr.
 Mrs.
 Miss first name last name
 Ms.

Mr.
 Mrs.
 Miss first name last name
 Ms.

DESCRIBE YOUR RELATIVES

LISTENING

a)  1.33 Read and listen. Then listen again and repeat.



1. short 2. tall



3. old 4. young



5. pretty



6. handsome

7. good-looking



8. cute

GRAMMAR

“Be” with adjectives / Adverbs “very” and “so”

Describe people with a form of “be” and adjective.

She`s pretty.

They`re good-looking.

He`s handsome.

Your children are cute.

The adverbs “very” and “so” make adjectives stronger.

They`re very good-looking.

She`s so pretty.

He`s very handsome.

Your children are so cute.

very =!
so = !!!

b) Use the vocabulary to describe people in your class.

LISTENING

c)  1.34 Listen to the conversations. Circle the adjective that describes each person.

1. Her husband is (handsome / tall / old).

2. His daughter is (tall / good-looking / cute).

3. Her brothers are (tall / good-looking / young).

4. His son is (tall / good-looking / short).

5. Her father is (tall / old / short).

6. His sisters are (tall / good-looking / short).

WRITING

d) Write three sentences about people in your family. Use adjectives and the adverbs “very” or “so” to describe the people. Example: My mother is very tall.

1. _____.

2. _____.

3. _____.


e) Look at the photos. Complete each sentence with a form of "be" and an adjective.



1. Your sisters _____
so _____



2. You daughter _____
so _____ !



3. Our grandfather _____
very _____ !



4. Her husband _____
very _____



5 His wife _____ so
_____ !



6. Her brother _____
very _____

LISTENING

f)  Read and listen.

A: Tell me about your father

B: Well, he`s a doctor. And he`s very tall

A: And how about your mother?

B: She`s an engineer. She`s very pretty.

SPEAKING

g) With a partner, personalize the conversation. Describe your relatives.

Then change roles.



GRAMMAR BOOSTER

a) Write the words or phrases under the correct heading.

See you Good morning Goodbye Good afternoon Hello Take care



b) Complete the dialogues.

- A: Hi. _____ Emily.
B: Hi. I`m Grace. _____ to meet you.
- A: Hello. What`s your _____ ?
B: _____ name`s Matthew Tailor.

- A: How do you spell your _____ ?
B: T-E-N-N-Y-S-O-N
- A: How do you spell your _____ name?
B: G-E-O-R-G-E

c) Match the occupations that go together. Write the letter on the line.

- | | |
|--------------------------|-----------------------|
| 1. ___c___ a singer | a. a student |
| 2. ___a___ a teacher | b. a flight attendant |
| 3. ___an___ an architect | c. a musician |
| 4. ___a___ a pilot | d. an engineer |

d) Circle the occupation that is different.

- | | | | |
|--------------|----------|----------|--------------|
| 1. scientist | engineer | chef | doctor |
| 2. singer | manager | actor | athlete |
| 3. banker | artist | musician | photographer |

e) Rewrite the sentences. Capitalize the proper nouns.

- john landry is a chef in paris.

- isabel hunter is from canada. She`s an architect.

- alex quinn is a pilot. He`s in tokyo today.

f) Read and write T for True or F for False.

Adam: Hello, I'm Adam Murphy and this is my colleague Ellie Simpson.

Leo: Nice to meet you. My name's Leo Brancovich and this is Mary Brancovich.

Adam: Oh. Are you married?

Leo: Yes, we are.

Adam: How do you spell your last name?

Leo: B-R-A-N-C-O-V-I-C-H

Adam: So, what do you do?

Leo: I'm a doctor.

Mary: And I'm a nurse.

1. Adam and Ellie are colleagues.

2. Leo and Ellie are married.

3. Adam is a doctor.

4. Mary is a nurse.

i) Cross out the odd word. Then, add one more.

1. Polish - Chinese - British - Spain - _____

2. Italy - Brazilian - USA - Greece - _____

3. English - Tom- Math - History - _____

4. PE - gymnastics - swimming - tennis - _____

5. man - girl - subject - friend- _____

g) Write the answers in number.

1. eleven + six = _____

2. nineteen - twelve = _____

3. three x five = _____

4 twenty + two = _____

h) Write the answers in words.

1. fifty - ten = _____

2. eighteen - three = _____

3. seventy - seven - twenty - two = _____

4. sixty - nine + eleven = _____

5. fifty + fifty = _____

6. thirteen + one = _____

j) Find five countries and five nationalities in the grid. Then write them under the correct heading.

P	E	R	U	P	N	C	O	S	H
A	E	P	O	L	A	N	D	P	I
L	M	E	X	I	C	A	N	A	T
C	T	L	J	Q	F	G	P	I	A
H	U	N	G	A	R	I	A	N	L
I	R	O	B	E	A	K	I	R	I
N	K	E	G	C	N	S	N	D	A
E	E	A	L	M	C	D	S	G	N
S	Y	P	F	R	E	N	C	H	T
E	Z	W	V	R	U	F	M	T	E

Countries

Nationalities

k) Complete with "a" or "an". Write the plural.

singular	plural
a file	files
1. _____ bag	_____
2. _____ country	_____
3. _____ identity card	_____
4. _____ watch	_____
5. _____ e-mail	_____
6. _____ sandwich	_____
7. _____ key	_____
8. _____ umbrella	_____

m) Complete with the correct form of the verb to be.

- A: _____ he the new teacher?
B: No, he _____ .
- A: _____ you good at Math?
B: No, I _____ .
- Jane and Jackie _____ in 8th grade.
George _____ in 9th grade.
- A: My best friend _____ fourteen years old.
B: I _____ fourteen, too.
- Mr. and Mrs. Winters _____ from the USA. They`re from Canada.
- A: _____ they your classmates?
B: Yes, they are.

o) Complete the sentences.

- Audrey is _____ classmate.
I / my
- We`re _____ students.
Mr. Haber`s / Mr. Haber
- Who is _____ manager?
you / your

p) Complete the dialogues.

- Rita: _____ `s your phone number?
Iris: 555 - 6573.
- Henry: _____ is he?
Tom: He`s my colleague, Brad.
- Sandy: _____ is your friend Jorge from?
Kathy: He`s from Peru.
- Diego: Happy Birthday! Here`s your present.
Mario: Thanks.
Diego: _____ old are you?
Mario: I`m seventeen years old.

l) Fill in the gaps with "am", "are", or "s".

- Where _____ I?
- Where _____ you from?
- Where _____ he/ she/ it from?
- What _____ your name?
- What _____ his / her name?
- What _____ your job?
- What _____ his/ her job?

n) Complete with "am", "is", or "are".

- My surname _____ López.
- We _____ from Madrid.
- I _____ Anna.
- Antonio and Juan _____ in room 7.
- The teacher _____ English.
- You _____ in Class 3.
- She _____ a student.

- Ms. Miller and Mr. Sullivan are _____ colleagues.
our / we
- Are _____ your neighbors?
they / their
- Dr. Franklin isn` t _____ doctor.
Bill / Bill`s

q) Complete the questions with "who", "what", "where" or "how".

- _____ `s your favorite sport? Volleyball.
- _____ `s Roberta from? Italy.
- _____ `s your favorite teacher? Miss Adams.
- _____ are you? Not bad.
- _____ time is it? It`s 9:30.
- _____ grade are you in? 7th grade.
- _____ `s your last name? Smith.
- _____ old is Mark? Eleven.

r) Read about some famous actors and their families and friends.

Who Are They?



This is Gael García Bernal, on the left, with his good friend, Diego Luna, on the right. Mr. García Bernal is a famous actor from Mexico. His parents, Patricia Bernal and José Ángel García, are actors, too. He has one sister and two brothers. Mr. Luna is also an actor. Many people think they are both very handsome.



Dakota Fanning is a movie actor. Her younger sister, Elle, is also an actor in movies. They are from the United States, and they are both very pretty. Their father, Steven Fanning, is a salesman, and their mother, Heather Joy, is an athlete. Dakota and Elle are also students.



Meet Jay Chou, a famous singer from Taiwan. He is also an excellent musician and actor. His parents are both teachers. Mr. Chou has no brothers or sisters. His girlfriend is Hannah Quinlivan. Her father is from Australia, and her mother is from Taiwan. Her Chinese name is Kun Ling. She is very young and pretty.

Now, complete the sentences.

1. Gael García Bernal is Diego Luna`s _____.
2. Patricia Bernal, José Ángel García, and Diego Luna are all _____.
3. Heather Joy is Steven Fanning`s _____.
4. Elle Fanning is Heather Joy`s _____.
5. Mr. Chou`s _____ is good-looking.
6. Jay Chou`s parents have one _____.

s) Complete each sentence with "have" or "has". Then choose the correct response. Circle the letter.

1. Matthew _____ two sisters.
a. How old is she? b. How old are they?
2. Mark and Jamie _____ a daughter.
a. How old is her? b. How old is she?
3. I _____ a brother and sister.
a. How old is your brother? b. How old is my sister?
4. We _____ a son.
a. What`s your name? b. What`s his name?

t) Unscramble the words. Write sentences.

1. brother / tall / is / My / very _____.
2. handsome / He / too / very / is _____.
3. your / Are / pretty / sisters _____?
4. Is / daughter / young / Her _____.
5. cute / so / is / she _____.

u) Describe your relatives. Write sentences.

v) Look at the photos and read.


Hi, I'm Kate. There are five people in my family. I have two sisters. Their names are Megan and Jane. Jane and I are students. Megan is a doctor.



Hello. My name is Edgar. My wife's name is Anna. I'm an engineer and she's an architect. We have two children. Riley is our son and Reese is our daughter.



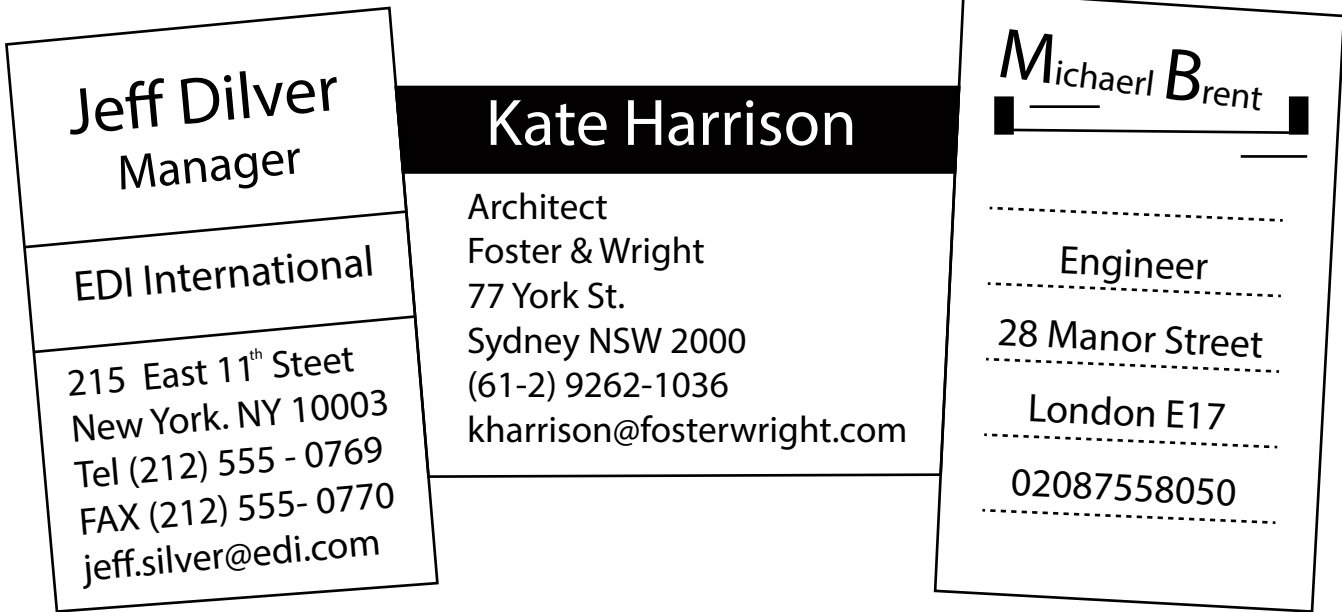
Hello, I'm George. My wife Carol and I are grandparents. We have three children and two grandchildren. Our granddaughter is Sophia. Our grandson is Jake.



Now answer the questions.

1. Who's Jake? _____
2. Who's Anna? _____
3. Who's Jane? _____
4. Who are Riley and Reese? _____
5. Who are George and Carol? _____
6. Who's a doctor? _____

w) Look at the business cards. Read the response. Then write questions with "what's".
Use possessive nouns or possessive adjectives.



- | | |
|---|------------------------|
| 1. A: <u>What's Ms. Harrison's first name</u> ? | B: Kate |
| 2. A: <u>What's her address</u> ? | B: 77 York St. |
| 3. A: _____ ? | B: jeff.silver@edi.com |
| 4. A: _____ ? | B: He's a manager. |
| 5. A: _____ ? | B: 0208 755 8050 |
| 6. A: _____ ? | B: 28 Manor Street. |

x) Answer the questions. Use your own information.

1. What's your first name? _____
2. What's your last name? _____
3. What's your occupation? _____
4. What's your address? _____
5. What's your phone number? _____
6. What's your e-mail address? _____

IRREGULAR VERBS

base form	Simple past	past participle
be	was/were	been
become	became	become
begin	began	begun
bite	bit	bit/ bitten
bleed	bled	bled
break	broke	broken
bring	brought	brought
build	built	built
burn	burned/burnt	burned / burnt
buy	bought	bought
catch	caught	caught
choose	chose	chosen
come	came	come
cost	cost	cost
cut	cut	cut
do	did	done
draw	drew	drawn
dream	dreamed/dreamt	dreamed / dreamt
drink	drank	drunk
drive	drove	driven
eat	ate	eaten
fall	fell	fallen
feed	fed	fed
feel	felt	felt
fight	fought	fought
find	found	found
fit	fit	fit
flee	fled	fled
fly	flew	flown
forbid	forbade	forbidden
forget	forgot	forgotten
get	got	gotten
give	gave	given
go	went	gone
grow	grew	grown
have	had	had
hear	heard	heard
hit	hit	hit
hold	held	held
hurt	hurt	hurt
keep	kept	kept
know	knew	known
leave	left	left

base form	simple past	past participle
lend	lent	lent
let	let	let
lose	lost	lost
make	made	made
mean	meant	meant
meet	met	met
pay	paid	paid
put	put	put
quit	quit	quit
read / rid/	read / rɛd/	read / rɛd/
ride	rode	ridden
ring	rang	rung
rise	rose	risen
run	ran	run
say	said	said
see	saw	seen
sell	sold	sold
send	sent	sent
sew	sewed	sewn
shake	shook	shaken
sing	sang	sung
sit	sat	sat
sleep	slept	slept
speak	spoke	spoken
spend	spent	spent
spread	spread	spread
stand	stood	stood
steal	stole	stolen
stick	stuck	stuck
sting	stung	stung
strike	struck	struck
swim	swam	swum
take	took	taken
teach	taught	taught
tell	told	told
think	thought	thought
throw	threw	thrown
understand	understood	understood
wake	woke	woken
wear	wore	worn
win	won	won
write	wrote	written

BIBLIOGRAPHY

- O' Neill, R., Rowley, S. (2018). *Interact 1*. Compass Publishing
- Oxenden, C., Latham-Koenig, C., Seligson, P. (2013). *American English File 1A*. Oxford
- Penner, E., Wyman, E. (2017). *Blueprint 1*. Compass Publishing
- Redston, C. (2013). *Face to Face- Starter*. Cambridge
- Saslow, J., Ascher, A. (2015). *Top Notch Fundamentals*. Pearson

No part of this handbook may be reproduced,
distributed, or transmitted in any form or by any
means, including photocopying, recording,
or other electronic or mechanical methods.