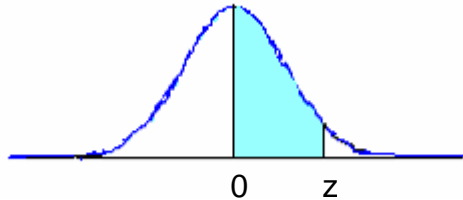


ANEXO 3 TABLAS DE LAS DISTRIBUCIONES ESTADISTICAS

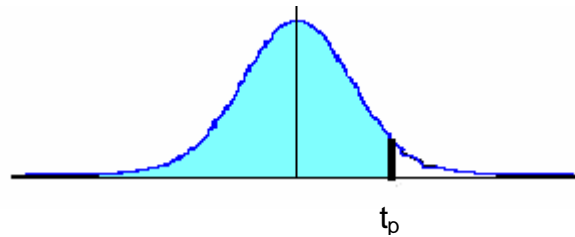
Áreas bajo la curva normal estándar de 0 a z.

Los valores de la tabla que no se muestran en negrita representan la probabilidad de observar un valor menor o igual a z. La cifra entera y el primer decimal de z se buscan en la primera columna, y el segundo decimal en la cabecera de la tabla.



| Segunda cifra decimal del valor de z | | | | | | | | | | |
|--------------------------------------|-------|-------|-------|-------|-------|-------|-------|-------|-------|-------|
| z | 0.00 | .01 | .02 | .03 | .04 | .05 | .06 | .07 | .08 | .09 |
| 0.0 | .0000 | .0040 | .0080 | .0120 | .0160 | .0199 | .0239 | .0279 | .0319 | .0359 |
| 0.1 | .0398 | .0438 | .0478 | .0517 | .0557 | .0596 | .0636 | .0675 | .0714 | .0753 |
| 0.2 | .0793 | .0832 | .0871 | .0910 | .0948 | .0987 | .1026 | .1064 | .1103 | .1141 |
| 0.3 | .1179 | .1217 | .1255 | .1293 | .1331 | .1368 | .1406 | .1443 | .1480 | .1517 |
| 0.4 | .1554 | .1591 | .1628 | .1664 | .1700 | .1736 | .1772 | .1808 | .1844 | .1879 |
| 0.5 | .1915 | .1950 | .1985 | .2019 | .2054 | .2088 | .2123 | .2157 | .2190 | .2224 |
| 0.6 | .2257 | .2291 | .2324 | .2357 | .2389 | .2422 | .2454 | .2486 | .2517 | .2549 |
| 0.7 | .2580 | .2611 | .2642 | .2673 | .2704 | .2734 | .2764 | .2794 | .2823 | .2852 |
| 0.8 | .2881 | .2910 | .2939 | .2967 | .2995 | .3023 | .3051 | .3078 | .3106 | .3133 |
| 0.9 | .3159 | .3186 | .3212 | .3238 | .3264 | .3289 | .3315 | .3340 | .3365 | .3389 |
| 1.0 | .3413 | .3438 | .3461 | .3485 | .3508 | .3531 | .3554 | .3577 | .3599 | .3621 |
| 1.1 | .3643 | .3665 | .3686 | .3708 | .3729 | .3749 | .3770 | .3790 | .3810 | .3830 |
| 1.2 | .3849 | .3869 | .3888 | .3907 | .3925 | .3944 | .3962 | .3980 | .3997 | .4015 |
| 1.3 | .4032 | .4049 | .4066 | .4082 | .4099 | .4115 | .4131 | .4147 | .4162 | .4177 |
| 1.4 | .4192 | .4207 | .4222 | .4236 | .4251 | .4265 | .4279 | .4292 | .4306 | .4319 |
| 1.5 | .4332 | .4345 | .4357 | .4370 | .4382 | .4394 | .4406 | .4418 | .4429 | .4441 |
| 1.6 | .4452 | .4463 | .4474 | .4484 | .4495 | .4505 | .4515 | .4525 | .4535 | .4545 |
| 1.7 | .4554 | .4564 | .4573 | .4582 | .4591 | .4599 | .4608 | .4616 | .4625 | .4633 |
| 1.8 | .4641 | .4649 | .4656 | .4664 | .4671 | .4678 | .4686 | .4693 | .4699 | .4706 |
| 1.9 | .4713 | .4719 | .4726 | .4732 | .4738 | .4744 | .4750 | .4756 | .4761 | .4767 |
| 2.0 | .4772 | .4778 | .4783 | .4788 | .4793 | .4798 | .4803 | .4808 | .4812 | .4817 |
| 2.1 | .4821 | .4826 | .4830 | .4834 | .4838 | .4842 | .4846 | .4850 | .4854 | .4857 |
| 2.2 | .4861 | .4864 | .4868 | .4871 | .4875 | .4878 | .4881 | .4884 | .4887 | .4890 |
| 2.3 | .4893 | .4896 | .4898 | .4901 | .4904 | .4906 | .4909 | .4911 | .4913 | .4916 |
| 2.4 | .4918 | .4920 | .4922 | .4925 | .4927 | .4929 | .4931 | .4932 | .4934 | .4936 |
| 2.5 | .4938 | .4940 | .4941 | .4943 | .4945 | .4946 | .4948 | .4949 | .4951 | .4952 |
| 2.6 | .4953 | .4955 | .4956 | .4957 | .4959 | .4960 | .4961 | .4962 | .4963 | .4964 |
| 2.7 | .4965 | .4966 | .4967 | .4968 | .4969 | .4970 | .4971 | .4972 | .4973 | .4974 |
| 2.8 | .4974 | .4975 | .4976 | .4977 | .4977 | .4978 | .4979 | .4979 | .4980 | .4981 |
| 2.9 | .4981 | .4982 | .4982 | .4983 | .4984 | .4984 | .4985 | .4985 | .4986 | .4986 |
| 3.0 | .4987 | .4987 | .4987 | .4988 | .4988 | .4989 | .4989 | .4989 | .4990 | .4990 |
| 3.1 | .4990 | .4991 | .4991 | .4991 | .4992 | .4992 | .4992 | .4992 | .4993 | .4993 |
| 3.2 | .4993 | .4993 | .4994 | .4994 | .4994 | .4994 | .4994 | .4995 | .4995 | .4995 |
| 3.3 | .4995 | .4995 | .4995 | .4996 | .4996 | .4996 | .4996 | .4996 | .4996 | .4997 |
| 3.4 | .4997 | .4997 | .4997 | .4997 | .4997 | .4997 | .4997 | .4997 | .4997 | .4998 |

Percentiles (t_p) de la Distribución t de Student con v grados de libertad.
 (Area sombreada = p)



| v | 0,6 | 0,75 | 0,9 | 0,95 | 0,975 | 0,99 | 0,995 | 0,9975 | 0,999 | 0,9995 |
|----------|-------|-------|-------|-------|--------|--------|--------|---------|---------|---------|
| 1 | 0,325 | 1,000 | 3,078 | 6,314 | 12,706 | 31,821 | 63,656 | 127,321 | 318,289 | 636,578 |
| 2 | 0,289 | 0,816 | 1,886 | 2,920 | 4,303 | 6,965 | 9,925 | 14,089 | 22,328 | 31,600 |
| 3 | 0,277 | 0,765 | 1,638 | 2,353 | 3,182 | 4,541 | 5,841 | 7,453 | 10,214 | 12,924 |
| 4 | 0,271 | 0,741 | 1,533 | 2,132 | 2,776 | 3,747 | 4,604 | 5,598 | 7,173 | 8,610 |
| 5 | 0,267 | 0,727 | 1,476 | 2,015 | 2,571 | 3,365 | 4,032 | 4,773 | 5,894 | 6,869 |
| 6 | 0,265 | 0,718 | 1,440 | 1,943 | 2,447 | 3,143 | 3,707 | 4,317 | 5,208 | 5,959 |
| 7 | 0,263 | 0,711 | 1,415 | 1,895 | 2,365 | 2,998 | 3,499 | 4,029 | 4,785 | 5,408 |
| 8 | 0,262 | 0,706 | 1,397 | 1,860 | 2,306 | 2,896 | 3,355 | 3,833 | 4,501 | 5,041 |
| 9 | 0,261 | 0,703 | 1,383 | 1,833 | 2,262 | 2,821 | 3,250 | 3,690 | 4,297 | 4,781 |
| 10 | 0,260 | 0,700 | 1,372 | 1,812 | 2,228 | 2,764 | 3,169 | 3,581 | 4,144 | 4,587 |
| 11 | 0,260 | 0,697 | 1,363 | 1,796 | 2,201 | 2,718 | 3,106 | 3,497 | 4,025 | 4,437 |
| 12 | 0,259 | 0,695 | 1,356 | 1,782 | 2,179 | 2,681 | 3,055 | 3,428 | 3,930 | 4,318 |
| 13 | 0,259 | 0,694 | 1,350 | 1,771 | 2,160 | 2,650 | 3,012 | 3,372 | 3,852 | 4,221 |
| 14 | 0,258 | 0,692 | 1,345 | 1,761 | 2,145 | 2,624 | 2,977 | 3,326 | 3,787 | 4,140 |
| 15 | 0,258 | 0,691 | 1,341 | 1,753 | 2,131 | 2,602 | 2,947 | 3,286 | 3,733 | 4,073 |
| 16 | 0,258 | 0,690 | 1,337 | 1,746 | 2,120 | 2,583 | 2,921 | 3,252 | 3,686 | 4,015 |
| 17 | 0,257 | 0,689 | 1,333 | 1,740 | 2,110 | 2,567 | 2,898 | 3,222 | 3,646 | 3,965 |
| 18 | 0,257 | 0,688 | 1,330 | 1,734 | 2,101 | 2,552 | 2,878 | 3,197 | 3,610 | 3,922 |
| 19 | 0,257 | 0,688 | 1,328 | 1,729 | 2,093 | 2,539 | 2,861 | 3,174 | 3,579 | 3,883 |
| 20 | 0,257 | 0,687 | 1,325 | 1,725 | 2,086 | 2,528 | 2,845 | 3,153 | 3,552 | 3,850 |
| 21 | 0,257 | 0,686 | 1,323 | 1,721 | 2,080 | 2,518 | 2,831 | 3,135 | 3,527 | 3,819 |
| 22 | 0,256 | 0,686 | 1,321 | 1,717 | 2,074 | 2,508 | 2,819 | 3,119 | 3,505 | 3,792 |
| 23 | 0,256 | 0,685 | 1,319 | 1,714 | 2,069 | 2,500 | 2,807 | 3,104 | 3,485 | 3,768 |
| 24 | 0,256 | 0,685 | 1,318 | 1,711 | 2,064 | 2,492 | 2,797 | 3,091 | 3,467 | 3,745 |
| 25 | 0,256 | 0,684 | 1,316 | 1,708 | 2,060 | 2,485 | 2,787 | 3,078 | 3,450 | 3,725 |
| 26 | 0,256 | 0,684 | 1,315 | 1,706 | 2,056 | 2,479 | 2,779 | 3,067 | 3,435 | 3,707 |
| 27 | 0,256 | 0,684 | 1,314 | 1,703 | 2,052 | 2,473 | 2,771 | 3,057 | 3,421 | 3,689 |
| 28 | 0,256 | 0,683 | 1,313 | 1,701 | 2,048 | 2,467 | 2,763 | 3,047 | 3,408 | 3,674 |
| 29 | 0,256 | 0,683 | 1,311 | 1,699 | 2,045 | 2,462 | 2,756 | 3,038 | 3,396 | 3,660 |
| 30 | 0,256 | 0,683 | 1,310 | 1,697 | 2,042 | 2,457 | 2,750 | 3,030 | 3,385 | 3,646 |
| 40 | 0,255 | 0,681 | 1,303 | 1,684 | 2,021 | 2,423 | 2,704 | 2,971 | 3,307 | 3,551 |
| 60 | 0,254 | 0,679 | 1,296 | 1,671 | 2,000 | 2,390 | 2,660 | 2,915 | 3,232 | 3,460 |
| 120 | 0,254 | 0,677 | 1,289 | 1,658 | 1,980 | 2,358 | 2,617 | 2,860 | 3,160 | 3,373 |
| ∞ | 0,253 | 0,674 | 1,282 | 1,645 | 1,960 | 2,326 | 2,576 | 2,807 | 3,090 | 3,290 |

Distribución Chi-cuadrado de Pearson

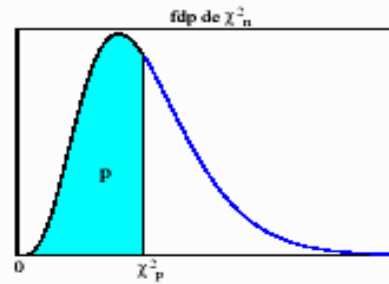
Tabla de la función de distribución:

$$P(\chi^2_n \leq \chi^2_p) = p$$

χ^2_p : valor tabulado

p: probabilidad acumulada

n: grados de libertad



| n/p | 0.005 | 0.01 | 0.025 | 0.05 | 0.1 | 0.50 | 0.90 | 0.95 | 0.975 | 0.99 | 0.995 |
|-----|-------|-------|-------|-------|-------|--------|-------|-------|-------|-------|-------|
| 1 | 0.00 | 0.00 | 0.00 | 0.00 | 0.02 | 0.45 | 2.71 | 3.84 | 5.02 | 6.63 | 7.88 |
| 2 | 0.01 | 0.02 | 0.05 | 0.10 | 0.21 | 1.39 | 4.61 | 5.99 | 7.38 | 9.21 | 10.60 |
| 3 | 0.07 | 0.11 | 0.22 | 0.35 | 0.58 | 2.37 | 6.25 | 7.81 | 9.35 | 11.34 | 12.84 |
| 4 | 0.21 | 0.30 | 0.48 | 0.71 | 1.06 | 3.36 | 7.78 | 9.49 | 11.14 | 13.28 | 14.86 |
| 5 | 0.41 | 0.55 | 0.83 | 1.15 | 1.61 | 4.35 | 9.24 | 11.07 | 12.83 | 15.09 | 16.75 |
| 6 | 0.68 | 0.87 | 1.24 | 1.64 | 2.20 | 5.35 | 10.64 | 12.59 | 14.45 | 16.81 | 18.55 |
| 7 | 0.99 | 1.24 | 1.69 | 2.17 | 2.83 | 6.35 | 12.02 | 14.07 | 16.01 | 18.48 | 20.28 |
| 8 | 1.34 | 1.65 | 2.18 | 2.73 | 3.49 | 7.34 | 13.36 | 15.51 | 17.53 | 20.09 | 21.95 |
| 9 | 1.73 | 2.09 | 2.70 | 3.33 | 4.17 | 8.34 | 14.68 | 16.92 | 19.02 | 21.67 | 23.59 |
| 10 | 2.16 | 2.56 | 3.25 | 3.94 | 4.87 | 9.34 | 15.99 | 18.31 | 20.48 | 23.21 | 25.19 |
| 11 | 2.60 | 3.05 | 3.82 | 4.57 | 5.58 | 10.34 | 17.28 | 19.68 | 21.92 | 24.72 | 26.76 |
| 12 | 3.07 | 3.57 | 4.40 | 5.23 | 6.30 | 11.34 | 18.55 | 21.03 | 23.34 | 26.22 | 28.30 |
| 13 | 3.57 | 4.11 | 5.01 | 5.89 | 7.04 | 12.34 | 19.81 | 22.36 | 24.74 | 27.69 | 29.82 |
| 14 | 4.07 | 4.66 | 5.63 | 6.57 | 7.79 | 13.34 | 21.06 | 23.68 | 26.12 | 29.14 | 31.32 |
| 15 | 4.60 | 5.23 | 6.26 | 7.26 | 8.55 | 14.34 | 22.31 | 25.00 | 27.49 | 30.58 | 32.80 |
| 16 | 5.14 | 5.81 | 6.91 | 7.96 | 9.31 | 15.34 | 23.54 | 26.30 | 28.85 | 32.00 | 34.27 |
| 17 | 5.70 | 6.41 | 7.56 | 8.67 | 10.09 | 16.34 | 24.77 | 27.59 | 30.19 | 33.41 | 35.72 |
| 18 | 6.26 | 7.01 | 8.23 | 9.39 | 10.86 | 17.34 | 25.99 | 28.87 | 31.53 | 34.81 | 37.16 |
| 19 | 6.84 | 7.63 | 8.91 | 10.12 | 11.65 | 18.34 | 27.20 | 30.14 | 32.85 | 36.19 | 38.58 |
| 20 | 7.43 | 8.26 | 9.59 | 10.85 | 12.44 | 19.34 | 28.41 | 31.41 | 34.17 | 37.57 | 40.00 |
| 21 | 8.03 | 8.90 | 10.28 | 11.59 | 13.24 | 20.34 | 29.62 | 32.67 | 35.48 | 38.93 | 41.40 |
| 22 | 8.64 | 9.54 | 10.98 | 12.34 | 14.04 | 21.34 | 30.81 | 33.92 | 36.78 | 40.29 | 42.80 |
| 23 | 9.26 | 10.20 | 11.69 | 13.09 | 14.85 | 22.34 | 32.01 | 35.17 | 38.08 | 41.64 | 44.18 |
| 24 | 9.89 | 10.86 | 12.40 | 13.85 | 15.66 | 23.34 | 33.20 | 36.42 | 39.36 | 42.98 | 45.56 |
| 25 | 10.52 | 11.52 | 13.12 | 14.61 | 16.47 | 24.34 | 34.38 | 37.65 | 40.65 | 44.31 | 46.93 |
| 26 | 11.16 | 12.20 | 13.84 | 15.38 | 17.29 | 25.34 | 35.56 | 38.89 | 41.92 | 45.64 | 48.29 |
| 27 | 11.81 | 12.88 | 14.57 | 16.15 | 18.11 | 26.34 | 36.74 | 40.11 | 43.19 | 46.96 | 49.64 |
| 28 | 12.46 | 13.56 | 15.31 | 16.93 | 18.94 | 27.34 | 37.92 | 41.34 | 44.46 | 48.28 | 50.99 |
| 29 | 13.12 | 14.26 | 16.05 | 17.71 | 19.77 | 28.34 | 39.09 | 42.56 | 45.72 | 49.59 | 52.34 |
| 30 | 13.79 | 14.95 | 16.79 | 18.49 | 20.60 | 29.34 | 40.26 | 43.77 | 46.98 | 50.89 | 53.67 |
| 40 | 20.71 | 22.16 | 24.43 | 26.51 | 29.05 | 39.34 | 51.81 | 55.76 | 59.34 | 63.69 | 66.77 |
| 60 | 35.53 | 37.48 | 40.48 | 43.19 | 46.46 | 59.33 | 74.40 | 79.08 | 83.30 | 88.38 | 91.95 |
| 120 | 83.85 | 86.92 | 91.57 | 95.70 | 100.6 | 119.33 | 140.2 | 146.5 | 152.2 | 158.9 | 163.6 |