






**VERB TO BE**

## Uses of the verb TO BE

1. To say something <b>exists</b>	e.g. There <b>is</b> a problem 
2. To say something <b>happens</b>	e.g. The party <b>is</b> tonight. 
3. To talk about <b>location</b>	e.g. The food <b>is</b> on the table. 
4. To talk about <b>identity</b>	e.g. He <b>is</b> a singer. 
5. To talk about a <b>quality</b>	e.g. She <b>is</b> beautiful 

# WHAT IS THE VERB TO BE USED FOR?

- Sirve para mencionar una acción o estado del sujeto en cualquier tiempo.



[cerebralia.com/ingles/vocabulario](http://cerebralia.com/ingles/vocabulario)



# PROFESSIONS

# NATIONALITIES

Country	Nationality	Country	Nationality
 Brazil	Brazilian	 Japan	Japanese
 Canada	Canadian	 Mexico	Mexican
 China	Chinese	 Spain	Spanish
 France	French	 The United Kingdom	British
 Italy	Italian	 The United States	American



# 100 COMMON ADJECTIVES

www.eslforums.com

- Abrupt
- Acidic
- Adorable
- Adventurous
- Aggressive
- Agitated
- Alert
- Aloof
- Bored
- Brave
- Bright
- Colossal
- Condescending
- Confused
- Cooperative
- Corny
- Costly
- Courageous
- Cruel
- Despicable
- Determined
- Dilapidated
- Diminutive
- Distressed
- Disturbed
- Dizzy
- Exasperated
- Excited
- Exhilarated
- Extensive
- Exuberant
- Frothy
- Frustrating
- Funny
- Fuzzy
- Gaudy
- Graceful
- Greasy
- Grieving
- Gritty
- Grotesque
- Grubby
- Grumpy
- Handsome
- Happy
- Hollow
- Hungry
- Hurt
- Helpful
- Helpless
- High
- Hollow
- Homely
- Icy
- Ideal
- Large
- Lazy
- Livid
- Lonely
- Loose
- Mysterious
- Narrow
- Outrageous
- Panicky
- Perfect
- Teeny
- Tender
- Tense
- Terrible
- Tricky
- Troubled
- Upset
- Wicked
- Yummy
- Zealous



# Subject Verb Agreement

Pronoun	Positive	Positive Contraction	Negative	Negative Contraction
I	I am	I'm	I am not	I'm not
you	you are	You're	you are not	You're not
he	he is	he's	he is not	he's not
she	she is	she's	she is not	she's not
it	it is	it's	it is not	it's not
we	we are	we're	we are not	we're not
they	they are	they're	they are not	they're not

Afirmativo	Negativo	Pregunta
I am	I am not	Am I?
You are	You are not	Are you?
He / She / It is	He / She / It is not	Is he / she / it?
We are	We are not	Are we?
You are	You are not	Are you?
They are	They are not	Are they?

# GUESS WHO!





# WHO IS HE?



# WHO ARE THEY?



**WHO IS SHE?**




# WHO IS HE?



# WHO IS SHE?



# WHO ARE THEY?



# WHO IS SHE?



# WHO IS SHE?





# AND...WHO ARE THEY?



# LISTENING TIME!!



- **YOU'RE BEAUTIFUL**  
by James Blunt

My life is brilliant.  
My love is pure.  
I saw an angel.  
Of that I'm sure.  
She smiled at me on the subway.  
She was with another man.  
But I won't lose no sleep on that,  
'Cause I've got a plan.

You're beautiful, you're beautiful.  
You're beautiful, it's true.  
I saw your face in a crowded place.  
And I don't know what to do,  
'Cause I'll never be with you.

Yeah, she caught my eye  
As we walked on by.  
She could see from my face

That I was flying high,  
And I don't think that I'll see her again,  
But we shared a moment  
That will last till the end.

You're beautiful, you're beautiful.  
You're beautiful, it's true.  
I saw your face in a crowded place.  
And I don't know what to do,  
'Cause I'll never be with you.

You're beautiful, you're beautiful.  
You're beautiful, it's true.  
There must be an angel  
With a smile on her face,  
When she thought up that  
I should be with you.  
But it's time to face the truth.  
I will never be with you.

## UNIT I. INTRODUCTION – IT'S NICE TO MEET YOU

### I.1.- The verb be

#### The verb be

**I'm** Jennifer Miller.

**You're** in my class.

**She's** in our class. (**Jennifer is** in our class.)

**He's** over there. (**Steven is** over there.)

**It's** Miller. (**My last name is** Miller.)

**Are you** Steven Carson?

Yes, **I am**.

No, **I'm not**.

How **are you**?

**I'm** fine.

**I'm** = I am

**You're** = You are

**He's** = He is

**She's** = She is

**It's** = It is

**A** Complete the conversation with the correct words in parentheses.  
Then practice with a partner.

David: Hello, Jennifer. How are (is / are) you?

Jennifer: ..... (She's / I'm) fine, thanks.

..... (I'm / It's) sorry – what's your name again?

David: ..... (He's / It's) David – David Medina.

Jennifer: That's right! David, this ..... (is / am) Sarah Conner.

..... (She's / He's) in our math class.

David: Hi, Sarah. .... (I'm / It's) nice to meet you.

Sarah: Hi, David. I think ..... (you're / I'm) in my English class, too.

David: Oh, right! Yes, I ..... (are / am).