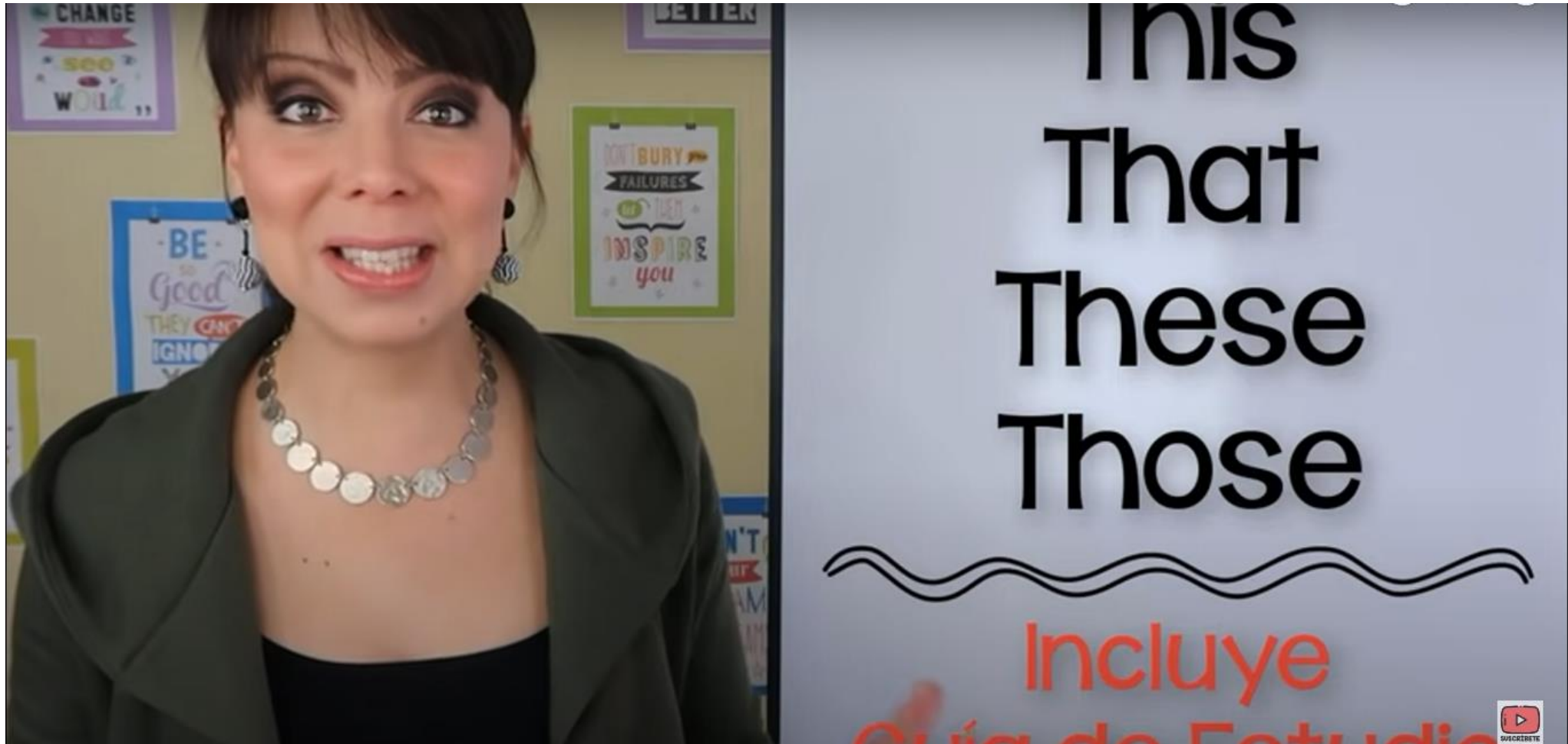




One or
Ones?


WATCH THE VIDEO ABOUT DEMONSTRATIVES



This

Singular

For example:
I like this apple.



That

Singular

For example:
I like that apple.



These

Plural

For example:
I like these apples.



Those

Plural

For example:
I like those apples.



| | HERE | THERE | UNO/UNA UNOS |
|----------|-------|-------|-----------------|
| SINGULAR | THIS | THAT | ONE |
| PLURAL | THESE | THOSE | ONES |

•After an adjective:

*See those two girls? Helen is the **tall one** and Jane is the **short one**.*

*Which is your car, the **red one** or the **blue one**?*

*My trousers are torn. I need some **new ones**.*

•After the:

*See those two girls? Helen is **the one** on the left.*

*Let's look at the photographs – **the ones** you took in Paris.*

After which in questions:

*You can borrow a book. **Which one** do you want?*

***Which ones** are yours?*

ACTIVITIES

ACTIVITY 1.

- See the video “home alone” and identify the use of THIS, THESE, THAT THOSE

ACTIVITY 2.

- Complete the Pages 14, 15 and 16

PREPOSITIONS OF PLACE

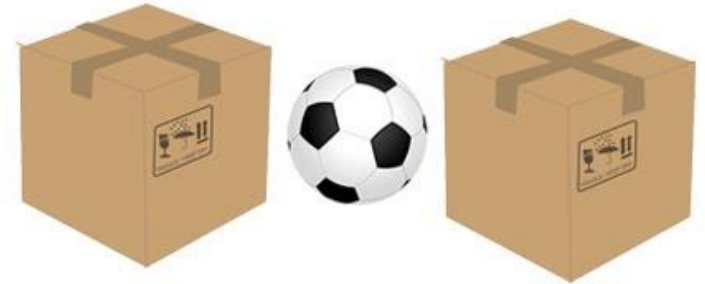
IN FRONT OF



BELOW



BETWEEN



NEXT



BEHIND





[BEHIND]



[BETWEEN]



[ABOVE]



[IN]



[UNDER]



[ON]



[BESIDE]



[IN FRONT OF]



[NEAR]

dreamstime.

CITY

1. CROSS THE: CRUZAS LA/EL
2. TURN TO THE: GIRAR A LA
3. LEFT: IZQUIERDA
4. RIGTH: DERECHA
5. UNTIL: HASTA
6. ALL STRAIGHT: TODO DERECHO
7. ACROSS: A TRAVÉS DE
8. CORNER: ESQUINA
9. YOU SHOULD: TÚ DEBERÍAS
10. THEN: DESPUÉS
11. SQUARE: CUADRA
12. BLOCK: CUADRA
13. YOU ARE GOING TO SEE: VAS A VER
14. STREET: CALLE
15. AVENUE: AVENIDA

ACTIVITY 1.



- See the video “Prepositions of place” with Lucie

ACTIVITY 2.

In teams help people get to their destinations.

