

El valor de la tabla para p y C es el valor crítico t^* que deja una probabilidad p a la derecha y una probabilidad C entre $-t^*$ y t^*

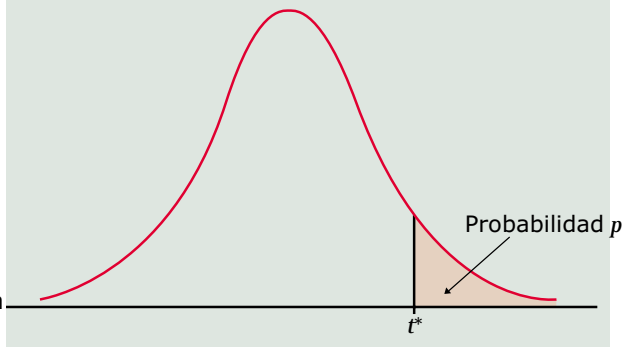
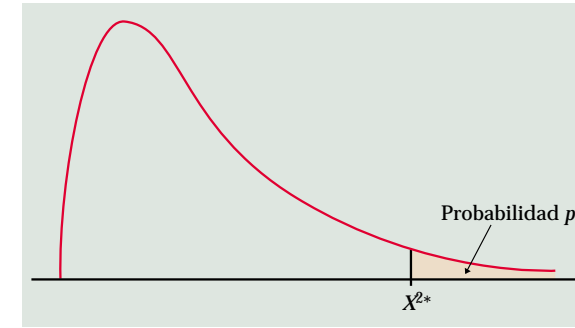


TABLA B Valores críticos de la distribución t de Student

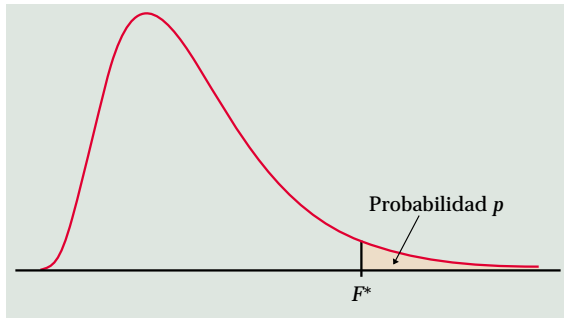
gl	Probabilidad de la cola p											
	.25	.20	.15	.10	.05	.025	.02	.01	.005	.0025	.001	.0005
1	1.000	1.376	1.963	3.078	6.314	12.71	15.89	31.82	63.66	127.3	318.3	636.6
2	0.816	1.061	1.386	1.886	2.920	4.303	4.849	6.965	9.925	14.09	22.33	31.60
3	0.765	0.978	1.250	1.638	2.353	3.182	3.482	4.541	5.841	7.453	10.21	12.92
4	0.741	0.941	1.190	1.533	2.132	2.776	2.999	3.747	4.604	5.598	7.173	8.610
5	0.727	0.920	1.156	1.476	2.015	2.571	2.757	3.365	4.032	4.773	5.893	6.869
6	0.718	0.906	1.134	1.440	1.943	2.447	2.612	3.143	3.707	4.317	5.208	5.959
7	0.711	0.896	1.119	1.415	1.895	2.365	2.517	2.998	3.499	4.029	4.785	5.408
8	0.706	0.889	1.108	1.397	1.860	2.306	2.449	2.896	3.355	3.833	4.501	5.041
9	0.703	0.883	1.100	1.383	1.833	2.262	2.398	2.821	3.250	3.690	4.297	4.781
10	0.700	0.879	1.093	1.372	1.812	2.228	2.359	2.764	3.169	3.581	4.144	4.587
11	0.697	0.876	1.088	1.363	1.796	2.201	2.328	2.718	3.106	3.497	4.025	4.437
12	0.695	0.873	1.083	1.356	1.782	2.179	2.303	2.681	3.055	3.428	3.930	4.318
13	0.694	0.870	1.079	1.350	1.771	2.160	2.282	2.650	3.012	3.372	3.852	4.221
14	0.692	0.868	1.076	1.345	1.761	2.145	2.264	2.624	2.977	3.326	3.787	4.140
15	0.691	0.866	1.074	1.341	1.753	2.131	2.249	2.602	2.947	3.286	3.733	4.073
16	0.690	0.865	1.071	1.337	1.746	2.120	2.235	2.583	2.921	3.252	3.686	4.015
17	0.689	0.863	1.069	1.333	1.740	2.110	2.224	2.567	2.898	3.222	3.646	3.965
18	0.688	0.862	1.067	1.330	1.734	2.101	2.214	2.552	2.878	3.197	3.611	3.922
19	0.688	0.861	1.066	1.328	1.729	2.093	2.205	2.539	2.861	3.174	3.579	3.883
20	0.687	0.860	1.064	1.325	1.725	2.086	2.197	2.528	2.845	3.153	3.552	3.850
21	0.686	0.859	1.063	1.323	1.721	2.080	2.189	2.518	2.831	3.135	3.527	3.819
22	0.686	0.858	1.061	1.321	1.717	2.074	2.183	2.508	2.819	3.119	3.505	3.792
23	0.685	0.858	1.060	1.319	1.714	2.069	2.177	2.500	2.807	3.104	3.485	3.768
24	0.685	0.857	1.059	1.318	1.711	2.064	2.172	2.492	2.797	3.091	3.467	3.745
25	0.684	0.856	1.058	1.316	1.708	2.060	2.167	2.485	2.787	3.078	3.450	3.725
26	0.684	0.856	1.058	1.315	1.706	2.056	2.162	2.479	2.779	3.067	3.435	3.707
27	0.684	0.855	1.057	1.314	1.703	2.052	2.158	2.473	2.771	3.057	3.421	3.690
28	0.683	0.855	1.056	1.313	1.701	2.048	2.154	2.467	2.763	3.047	3.408	3.674
29	0.683	0.854	1.055	1.311	1.699	2.045	2.150	2.462	2.756	3.038	3.396	3.659
30	0.683	0.854	1.055	1.310	1.697	2.042	2.147	2.457	2.750	3.030	3.385	3.646
40	0.681	0.851	1.050	1.303	1.684	2.021	2.123	2.423	2.704	2.971	3.307	3.551
50	0.679	0.849	1.047	1.299	1.676	2.009	2.109	2.403	2.678	2.937	3.261	3.496
60	0.679	0.848	1.045	1.296	1.671	2.000	2.099	2.390	2.660	2.915	3.232	3.460
80	0.678	0.846	1.043	1.292	1.664	1.990	2.088	2.374	2.639	2.887	3.195	3.416
100	0.677	0.845	1.042	1.290	1.660	1.984	2.081	2.364	2.626	2.871	3.174	3.390
1000	0.675	0.842	1.037	1.282	1.646	1.962	2.056	2.330	2.581	2.813	3.098	3.300
z^*	0.674	0.841	1.036	1.282	1.645	1.960	2.054	2.326	2.576	2.807	3.091	3.291
	50%	60%	70%	80%	90%	95%	96%	98%	99%	99.5%	99.8%	99.9%
	Nivel de confianza C											



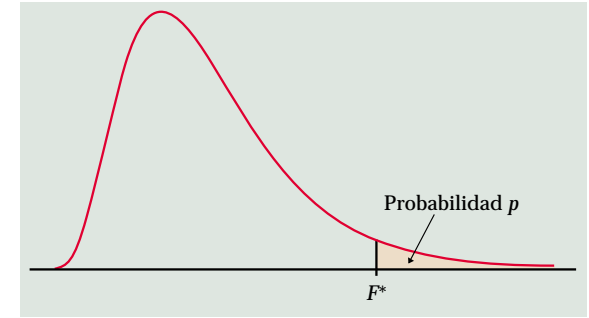
El valor de la tabla para p es el valor crítico χ^{2*} que deja la probabilidad p a la derecha

TABLA C: Valores críticos de la distribución χ^2 de Pearson

gl	Probabilidad de la cola p											
	.25	.20	.15	.10	.05	.025	.02	.01	.005	.0025	.001	.0005
1	1.32	1.64	2.07	2.71	3.84	5.02	5.41	6.63	7.88	9.14	10.83	12.12
2	2.77	3.22	3.79	4.61	5.99	7.38	7.82	9.21	10.60	11.98	13.82	15.20
3	4.11	4.64	5.32	6.25	7.81	9.35	9.84	11.34	12.84	14.32	16.27	17.73
4	5.39	5.99	6.74	7.78	9.49	11.14	11.67	13.28	14.86	16.42	18.47	20.00
5	6.63	7.29	8.12	9.24	11.07	12.83	13.39	15.09	16.75	18.39	20.51	22.11
6	7.84	8.56	9.45	10.64	12.59	14.45	15.03	16.81	18.55	20.25	22.46	24.10
7	9.04	9.80	10.75	12.02	14.07	16.01	16.62	18.48	20.28	22.04	24.32	26.02
8	10.22	11.03	12.03	13.36	15.51	17.53	18.17	20.09	21.95	23.77	26.12	27.87
9	11.39	12.24	13.29	14.68	16.92	19.02	19.68	21.67	23.59	25.46	27.88	29.67
10	12.55	13.44	14.53	15.99	18.31	20.48	21.16	23.21	25.19	27.11	29.59	31.42
11	13.70	14.63	15.77	17.28	19.68	21.92	22.62	24.72	26.76	28.73	31.26	33.14
12	14.85	15.81	16.99	18.55	21.03	23.34	24.05	26.22	28.30	30.32	32.91	34.82
13	15.98	16.98	18.20	19.81	22.36	24.74	25.47	27.69	29.82	31.88	34.53	36.48
14	17.12	18.15	19.41	21.06	23.68	26.12	26.87	29.14	31.32	33.43	36.12	38.11
15	18.25	19.31	20.60	22.31	25.00	27.49	28.28	30.58	32.80	34.95	37.70	39.72
16	19.37	20.47	21.79	23.54	26.30	28.85	29.63	32.00	34.27	36.46	39.25	41.31
17	20.49	21.61	22.98	24.77	27.59	30.19	31.00	33.41	35.72	37.95	40.79	42.88
18	21.60	22.76	24.16	25.99	28.87	31.53	32.35	34.81	37.16	39.42	42.31	44.43
19	22.72	23.90	25.33	27.20	30.14	32.85	33.69	36.19	38.58	40.88	43.82	45.97
20	23.83	25.04	26.50	28.41	31.41	34.17	35.02	37.57	40.00	42.34	45.31	47.50
21	24.93	26.17	27.66	29.62	32.67	35.48	36.34	38.93	41.40	43.78	46.80	49.01
22	26.04	27.30	28.82	30.81	33.92	36.78	37.66	40.29	42.80	45.20	48.27	50.51
23	27.14	28.43	29.98	32.01	35.17	38.08	38.97	41.64	44.18	46.62	49.73	52.00
24	28.24	29.55	31.13	33.20	36.42	39.36	40.27	42.98	45.56	48.03	51.18	53.48
25	29.34	30.68	32.28	34.38	37.65	40.65	41.57	44.31	46.93	49.44	52.62	54.95
26	30.43	31.79	33.43	35.56	38.89	41.92	42.86	45.64	48.29	50.83	54.05	56.41
27	31.53	32.91	34.57	36.74	40.11	43.19	44.14	46.96	49.64	52.22	55.48	57.86
28	32.62	34.03	35.71	37.92	41.34	44.46	45.42	48.28	50.99	53.59	56.89	59.30
29	33.71	35.14	36.85	39.09	42.56	45.72	46.69	49.59	52.34	54.97	58.30	60.73
30	34.80	36.25	37.99	40.26	43.77	46.98	47.96	50.89	53.67	56.33	59.70	62.16
40	45.62	47.27	49.24	51.81	55.76	59.34	60.44	63.69	66.77	69.70	73.40	76.09
50	56.33	58.16	60.35	63.17	67.50	71.42	72.61	76.15	79.49	82.66	86.66	89.56
60	66.98	68.97	71.34	74.40	79.08	83.30	84.58	88.38	91.95	95.34	99.61	102.7
80	88.13	90.41	93.11	96.58	101.9	106.6	108.1	112.3	116.3	120.1	124.8	128.3
100	109.1	111.7	114.7	118.5	124.3	129.6	131.1	135.8	140.2	144.3	149.4	153.2



El valor de la tabla para p es el valor crítico F^* que deja la probabilidad p a la derecha



El valor de la tabla para p es el valor crítico F^* que deja la probabilidad p a la derecha

TABLA D Valores críticos de la distribución F de Fisher

		Grados de libertad en el numerador								
p		1	2	3	4	5	6	7	8	9
1	.100	39.86	49.50	53.59	55.83	57.24	58.20	58.91	59.44	59.86
	.050	161.45	199.50	215.71	224.58	230.16	233.99	236.77	238.88	240.54
	.025	647.79	799.50	864.16	899.58	921.85	937.11	948.22	956.66	963.28
	.010	4052.2	4999.5	5403.4	5624.6	5763.6	5859.0	5928.4	5981.1	6022.5
	.001	405284	500000	540379	562500	576405	585937	592873	598144	602284
2	.100	8.53	9.00	9.16	9.24	9.29	9.33	9.35	9.37	9.38
	.050	18.51	19.00	19.16	19.25	19.30	19.33	19.35	19.37	19.38
	.025	38.51	39.00	39.17	39.25	39.30	39.33	39.36	39.37	39.39
	.010	98.50	99.00	99.17	99.25	99.30	99.33	99.36	99.37	99.39
	.001	998.50	999.00	999.17	999.25	999.30	999.33	999.36	999.37	999.39
3	.100	5.54	5.46	5.39	5.34	5.31	5.28	5.27	5.25	5.24
	.050	10.13	9.55	9.28	9.12	9.01	8.94	8.89	8.85	8.81
	.025	17.44	16.04	15.44	15.10	14.88	14.73	14.62	14.54	14.47
	.010	34.12	30.82	29.46	28.71	28.24	27.91	27.67	27.49	27.35
	.001	167.03	148.50	141.11	137.10	134.58	132.85	131.58	130.62	129.86
4	.100	4.54	4.32	4.19	4.11	4.05	4.01	3.98	3.95	3.94
	.050	7.71	6.94	6.59	6.39	6.26	6.16	6.09	6.04	6.00
	.025	12.22	10.65	9.98	9.60	9.36	9.20	9.07	8.98	8.90
	.010	21.20	18.00	16.69	15.98	15.52	15.21	14.98	14.80	14.66
	.001	74.14	61.25	56.18	53.44	51.71	50.53	49.66	49.00	48.47
5	.100	4.06	3.78	3.62	3.52	3.45	3.40	3.37	3.34	3.32
	.050	6.61	5.79	5.41	5.19	5.05	4.95	4.88	4.82	4.77
	.025	10.01	8.43	7.76	7.39	7.15	6.98	6.85	6.76	6.68
	.010	16.26	13.27	12.06	11.39	10.97	10.67	10.46	10.29	10.16
	.001	47.18	37.12	33.20	31.09	29.75	28.83	28.16	27.65	27.24
6	.100	3.78	3.46	3.29	3.18	3.11	3.05	3.01	2.98	2.96
	.050	5.99	5.14	4.76	4.53	4.39	4.28	4.21	4.15	4.10
	.025	8.81	7.26	6.60	6.23	5.99	5.82	5.70	5.60	5.52
	.010	13.75	10.92	9.78	9.15	8.75	8.47	8.26	8.10	7.98
	.001	35.51	27.00	23.70	21.92	20.80	20.03	19.46	19.03	18.69
7	.100	3.59	3.26	3.07	2.96	2.88	2.83	2.78	2.75	2.72
	.050	5.59	4.74	4.35	4.12	3.97	3.87	3.79	3.73	3.68
	.025	8.07	6.54	5.89	5.52	5.29	5.12	4.99	4.90	4.82
	.010	12.25	9.55	8.45	7.85	7.46	7.19	6.99	6.84	6.72
	.001	29.25	21.69	18.77	17.20	16.21	15.52	15.02	14.63	14.33

TABLA D Valores críticos de la distribución F de Fisher (cont.)

		Grados de libertad del numerador										
p		10	12	15	20	25	30	40	50	60	120	1000
1	.100	60.19	60.71	61.22	61.74	62.05	62.26	62.53	62.69	62.79	63.06	63.30
	.050	241.88	243.91	245.95	248.01	249.26	250.10	251.14	251.77	252.20	253.25	254.19
	.025	968.63	976.71	984.87	993.10	998.08	1001.4	1005.6	1008.1	1009.8	1014.0	1017.7
	.010	6055.8	6106.3	6157.3	6208.7	6239.8	6260.6	6286.8	6302.5	6313.0	6339.4	6362.7
	.001	605621	610668	615764	620908	624017	626099	628712	630285	631337	633972	636301
2	.100	9.39	9.41	9.42	9.44	9.45	9.46	9.47	9.47	9.47	9.48	9.49
	.050	19.40	19.41	19.43	19.45	19.46	19.46	19.47	19.48	19.48	19.49	19.49
	.025	39.40	39.41	39.43	39.45	39.46	39.46	39.47	39.48	39.48	39.49	39.50
	.010	99.40	99.42	99.43	99.45	99.46	99.46	99.47	99.47	99.48	99.48	99.50
	.001	999.40	999.42	999.43	999.45	999.46	999.46	999.47	999.47	999.48	999.48	999.50
3	.100	5.23	5.22	5.20	5.18	5.17	5.17	5.16	5.15	5.15	5.14	5.13
	.050	8.79	8.74	8.70	8.66	8.63	8.62	8.59	8.58	8.57	8.55	8.53
	.025	14.42	14.34	14.25	14.17	14.12	14.08	14.04	14.01	13.99	13.95	13.91
	.010	27.23	27.05	26.87	26.69	26.58	26.50	26.41	26.35	26.32	26.22	26.14
	.001	129.25	128.32	127.37	126.42	125.84	125.45	124.96	124.66	124.47	123.97	123.53
4	.100	3.92	3.90	3.87	3.84	3.83	3.82	3.80	3.79	3.79	3.78	3.76
	.050	5.96	5.91	5.86	5.80	5.77	5.75	5.72	5.70	5.69	5.66	5.63
	.025	8.84	8.75	8.66	8.56	8.50	8.46	8.41	8.38	8.36	8.31	8.26
	.010	14.55	14.37	14.20	14.02	13.91	13.84	13.75	13.69	13.65	13.56	13.47
	.001	48.05	47.41	46.76	46.10	45.70	45.43	45.09	44.88	44.75	44.40	44.09
5	.100	3.30	3.27	3.24	3.21	3.19	3.17	3.16	3.15	3.14	3.12	3.11
	.050	4.74	4.68	4.62	4.56	4.52	4.50	4.46	4.44	4.43	4.40	4.37
	.025	6.62	6.52	6.43	6.33	6.27	6.23	6.18	6.14	6.12	6.07	6.02
	.010	10.05	9.89	9.72	9.55	9.45	9.38	9.29	9.24	9.20	9.11	9.03
	.001	26.92	26.42	25.91	25.39	25.08	24.87	24.60	24.44	24.33	24.06	23.82
6	.100	2.94	2.90	2.87	2.84	2.81	2.80	2.78	2.77	2.76	2.74	2.72
	.050	4.06	4.00	3.94	3.87	3.83	3.81	3.77	3.75	3.74	3.70	3.67
	.025	5.46	5.37	5.27	5.17	5.11	5.07	5.01	4.98	4.96	4.90	4.86
	.010	7.87	7.72	7.56	7.40	7.30	7.23	7.14	7.09	7.06	6.97	6.89
	.001	18.41	17.99	17.56	17.12	16.85	16.67	16.44	16.31	16.21	15.98	15.77
7	.100	2.70	2.67	2.63	2.59	2.57	2.56	2.54	2.52	2.51	2.49	2.47
	.050	3.64	3.57	3.51	3.44	3.40	3.38	3.34	3.32	3.30	3.27	3.23
	.025	4.76	4.67	4.57	4.47	4.40	4.36	4.31	4.28	4.25	4.20	4.15
	.010	6.62	6.47	6.31	6.16	6.06	5.99	5.91	5.86	5.82	5.74	5.66
	.001	14.08	13.71	13.32	12.93	12.69	12.53	12.33	12.20	12.12	11.91	11.72

TABLA D Valores críticos de la distribución F de Fisher (cont.)

		Grados de libertad en el numerador								
<i>p</i>		1	2	3	4	5	6	7	8	9
8	.100	3.46	3.11	2.92	2.81	2.73	2.67	2.62	2.59	2.56
	.050	5.32	4.46	4.07	3.84	3.69	3.58	3.50	3.44	3.39
	.025	7.57	6.06	5.42	5.05	4.82	4.65	4.53	4.43	4.36
	.010	11.26	8.65	7.59	7.01	6.63	6.37	6.18	6.03	5.91
	.001	25.41	18.49	15.83	14.39	13.48	12.86	12.40	12.05	11.77
9	.100	3.36	3.01	2.81	2.69	2.61	2.55	2.51	2.47	2.44
	.050	5.12	4.26	3.86	3.63	3.48	3.37	3.29	3.23	3.18
	.025	7.21	5.71	5.08	4.72	4.48	4.32	4.20	4.10	4.03
	.010	10.56	8.02	6.99	6.42	6.06	5.80	5.61	5.47	5.35
	.001	22.86	16.39	13.90	12.56	11.71	11.13	10.70	10.37	10.11
10	.100	3.29	2.92	2.73	2.61	2.52	2.46	2.41	2.38	2.35
	.050	4.96	4.10	3.71	3.48	3.33	3.22	3.14	3.07	3.02
	.025	6.94	5.46	4.83	4.47	4.24	4.07	3.95	3.85	3.78
	.010	10.04	7.56	6.55	5.99	5.64	5.39	5.20	5.06	4.94
	.001	21.04	14.91	12.55	11.28	10.48	9.93	9.52	9.20	8.96
11	.100	3.23	2.86	2.66	2.54	2.45	2.39	2.34	2.30	2.27
	.050	4.84	3.98	3.59	3.36	3.20	3.09	3.01	2.95	2.90
	.025	6.72	5.26	4.63	4.28	4.04	3.88	3.76	3.66	3.59
	.010	9.65	7.21	6.22	5.67	5.32	5.07	4.89	4.74	4.63
	.001	19.69	13.81	11.56	10.35	9.58	9.05	8.66	8.35	8.12
12	.100	3.18	2.81	2.61	2.48	2.39	2.33	2.28	2.24	2.21
	.050	4.75	3.89	3.49	3.26	3.11	3.00	2.91	2.85	2.80
	.025	6.55	5.10	4.47	4.12	3.89	3.73	3.61	3.51	3.44
	.010	9.33	6.93	5.95	5.41	5.06	4.82	4.64	4.50	4.39
	.001	18.64	12.97	10.80	9.63	8.89	8.38	8.00	7.71	7.48
13	.100	3.14	2.76	2.56	2.43	2.35	2.28	2.23	2.20	2.16
	.050	4.67	3.81	3.41	3.18	3.03	2.92	2.83	2.77	2.71
	.025	6.41	4.97	4.35	4.00	3.77	3.60	3.48	3.39	3.31
	.010	9.07	6.70	5.74	5.21	4.86	4.62	4.44	4.30	4.19
	.001	17.82	12.31	10.21	9.07	8.35	7.86	7.49	7.21	6.98
14	.100	3.10	2.73	2.52	2.39	2.31	2.24	2.19	2.15	2.12
	.050	4.60	3.74	3.34	3.11	2.96	2.85	2.76	2.70	2.65
	.025	6.30	4.86	4.24	3.89	3.66	3.50	3.38	3.29	3.21
	.010	8.86	6.51	5.56	5.04	4.69	4.46	4.28	4.14	4.03
	.001	17.14	11.78	9.73	8.62	7.92	7.44	7.08	6.80	6.58
15	.100	3.07	2.70	2.49	2.36	2.27	2.21	2.16	2.12	2.09
	.050	4.54	3.68	3.29	3.06	2.90	2.79	2.71	2.64	2.59
	.025	6.20	4.77	4.15	3.80	3.58	3.41	3.29	3.20	3.12
	.010	8.68	6.36	5.42	4.89	4.56	4.32	4.14	4.00	3.89
	.001	16.59	11.34	9.34	8.25	7.57	7.09	6.74	6.47	6.26
16	.100	3.05	2.67	2.46	2.33	2.24	2.18	2.13	2.09	2.06
	.050	4.49	3.63	3.24	3.01	2.85	2.74	2.66	2.59	2.54
	.025	6.12	4.69	4.08	3.73	3.50	3.34	3.22	3.12	3.05
	.010	8.53	6.23	5.29	4.77	4.44	4.20	4.03	3.89	3.78
	.001	16.12	10.97	9.01	7.94	7.27	6.80	6.46	6.19	5.98
17	.100	3.03	2.64	2.44	2.31	2.22	2.15	2.10	2.06	2.03
	.050	4.45	3.59	3.20	2.96	2.81	2.70	2.61	2.55	2.49
	.025	6.04	4.62	4.01	3.66	3.44	3.28	3.16	3.06	2.98
	.010	8.40	6.11	5.19	4.67	4.34	4.10	3.93	3.79	3.68
	.001	15.72	10.66	8.73	7.68	7.02	6.56	6.22	5.96	5.75

TABLA D Valores críticos de la distribución F de Fisher (cont.)

		Grados de libertad en el numerador										
<i>p</i>		10	12	15	20	25	30	40	50	60	120	1000
8	.100	2.54	2.50	2.46	2.42	2.40	2.38	2.36	2.35	2.34	2.32	2.30
	.050	3.35	3.28	3.22	3.15	3.11	3.08	3.04	3.02	3.01	2.97	2.93
	.025	4.30	4.20	4.10	4.00	3.94	3.89	3.84	3.81	3.78	3.73	3.68
	.010	5.81	5.67	5.52	5.36	5.26	5.20	5.12	5.07	5.03	4.95	4.87
	.001	11.54	11.19	10.84	10.48	10.26	10.11	9.92	9.80	9.73	9.53	9.36
9	.100	2.42	2.38	2.34	2.30	2.27	2.25	2.23	2.22	2.21	2.18	2.16
	.050	3.14	3.07	3.01	2.94	2.89	2.86	2.83	2.80	2.79	2.75	2.71
	.025	3.96	3.87	3.77	3.67	3.60	3.56	3.51	3.47	3.45	3.39	3.34
	.010	5.26	5.11	4.96	4.81	4.71	4.65	4.57	4.52	4.48	4.40	4.32
	.001	9.89	9.57	9.24	8.90	8.69	8.55	8.37	8.26	8.19	8.00	7.84
10	.100	2.32	2.28	2.24	2.20	2.17	2.16	2.13	2.12	2.11	2.08	2.06
	.050	2.98	2.91	2.85	2.77	2.73	2.70	2.66	2.64	2.62	2.58	2.54
	.025	3.72	3.62	3.52	3.42	3.35	3.31	3.26	3.22	3.20	3.14	3.09
	.010	4.85	4.71	4.56	4.41	4.31	4.25	4.17	4.12	4.08	4.00	3.92
	.001	8.75	8.45	8.13	7.80	7.60	7.47	7.30	7.19	7.12	6.94	6.78
11	.100	2.25	2.21	2.17	2.12	2.10	2.08	2.05	2.04	2.03	2.00	1.98
	.050	2.85	2.79	2.72	2.65	2.60	2.57	2.53	2.51	2.49	2.45	2.41
	.025	3.53	3.43	3.33	3.23	3.16	3.12	3.06	3.03	3.00	2.94	2.89
	.010	4.54	4.40	4.25	4.10	4.01	3.94	3.86	3.81	3.78	3.69	3.61
	.001	7.92	7.63	7.32	7.01	6.81	6.68	6.52	6.42	6.35	6.18	6.02
12	.100	2.19	2.15	2.10	2.06	2.03	2.01	1.99	1.97	1.96	1.93	1.91
	.050	2.75	2.69	2.62	2.54	2.50	2.47	2.43	2.40	2.38	2.34	2.30
	.025	3.37	3.28	3.18	3.07	3.01	2.96	2.91	2.87	2.85	2.79	2.73
	.010	4.30	4.16	4.01	3.86	3.76	3.70	3.62	3.57	3.54	3.45	3.37
	.001	7.29	7.00	6.71	6.40	6.22	6.09	5.93	5.83	5.76	5.59	5.44
13	.100	2.14	2.10	2.05	2.01	1.98	1.96	1.93	1.92	1.90	1.88	1.85
	.050	2.67	2.60	2.53	2.46	2.41	2.38	2.34	2.31	2.30	2.25	2.21
	.025	3.25	3.15	3.05	2.95	2.88	2.84	2.78	2.74	2.72	2.66	2.60
	.010	4.10	3.96	3.82	3.66	3.57	3.51	3.43	3.38	3.34	3.25	3.18
	.001	6.80	6.52	6.23	5.93	5.75	5.63	5.47	5.37	5.30	5.14	4.99
14	.100	2.10	2.05	2.01	1.96	1.93	1.91	1.89	1.87	1.86	1.83	1.80
	.050	2.60	2.53	2.46	2.39	2.34	2.31	2.27	2.24	2.22	2.18	2.14
	.025	3.15	3.05	2.95	2.84	2.78	2.73	2.67	2.64	2.61	2.55	2.50
	.010	3.94	3.80	3.66	3.51	3.41	3.35	3.27	3.22	3.18	3.09	3.02
	.001	6.40	6.13	5.85	5.56	5.38	5.25	5.10	5.00	4.94	4.77	4.62
15	.100	2.06	2.02	1.97	1.92	1.89	1.87	1.85	1.83	1.82	1.79	1.76
	.050	2.54	2.48	2.40	2.33	2.28	2.25	2.20	2.18	2.16	2.11	2.07
	.025	3.06	2.96	2.86	2.76	2.69	2.64	2.59	2.55	2.52	2.46	2.40
	.010	3.80	3.67	3.52	3.37	3.28	3.21	3.13	3.08	3.05	2.96	2.88
	.001	6.08	5.81	5.54	5.25	5.07	4.95	4.80	4.70	4.64	4.47	4.33
16	.100	2.03	1.99	1.94	1.89	1.86	1.84	1.81	1.79	1.78	1.75	1.72
	.050	2.49	2.42	2.35	2.28	2.23	2.19	2.15	2.12	2.11	2.06	2.02
	.025	2.99	2.89	2.79	2.68	2.61	2.57	2.51	2.47	2.45	2.38	2.32
	.010	3.69	3.55	3.41	3.26	3.16	3.10	3.02	2.97	2.93	2.84	2.76
	.001	5.81	5.55	5.27	4.99	4.82	4.70	4.54	4.45	4.39	4.23	4.08
17	.100	2.00	1.96	1.91	1.86	1.83	1.81	1.78	1.76	1.75	1.72	1.69
	.050	2.45	2.38	2.31	2.23	2.18	2.15	2.10	2.08	2.06	2.01	1.97
	.025	2.92	2.82	2.72	2.62	2.55	2.50	2.44	2.41	2.38	2.32	2.26
	.010	3.59	3.46	3.31	3.16	3.07	3.00	2.92	2.87	2.83	2.75	2.66
	.001	5.58	5.32	5.05	4.78	4.60	4.48	4.33	4.24	4.18	4.02	3.87

TABLA D Valores críticos de la distribución F de Fisher (cont.)

		Grados de libertad en el numerador								
<i>p</i>		1	2	3	4	5	6	7	8	9
18	.100	3.01	2.62	2.42	2.29	2.20	2.13	2.08	2.04	2.00
	.050	4.41	3.55	3.16	2.93	2.77	2.66	2.58	2.51	2.46
	.025	5.98	4.56	3.95	3.61	3.38	3.22	3.10	3.01	2.93
	.010	8.29	6.01	5.09	4.58	4.25	4.01	3.84	3.71	3.60
	.001	15.38	10.39	8.49	7.46	6.81	6.35	6.02	5.76	5.56
19	.100	2.99	2.61	2.40	2.27	2.18	2.11	2.06	2.02	1.98
	.050	4.38	3.52	3.13	2.90	2.74	2.63	2.54	2.48	2.42
	.025	5.92	4.51	3.90	3.56	3.33	3.17	3.05	2.96	2.88
	.010	8.18	5.93	5.01	4.50	4.17	3.94	3.77	3.63	3.52
	.001	15.08	10.16	8.28	7.27	6.62	6.18	5.85	5.59	5.39
20	.100	2.97	2.59	2.38	2.25	2.16	2.09	2.04	2.00	1.96
	.050	4.35	3.49	3.10	2.87	2.71	2.60	2.51	2.45	2.39
	.025	5.87	4.46	3.86	3.51	3.29	3.13	3.01	2.91	2.84
	.010	8.10	5.85	4.94	4.43	4.10	3.87	3.70	3.56	3.46
	.001	14.82	9.95	8.10	7.10	6.46	6.02	5.69	5.44	5.24
21	.100	2.96	2.57	2.36	2.23	2.14	2.08	2.02	1.98	1.95
	.050	4.32	3.47	3.07	2.84	2.68	2.57	2.49	2.42	2.37
	.025	5.83	4.42	3.82	3.48	3.25	3.09	2.97	2.87	2.80
	.010	8.02	5.78	4.87	4.37	4.04	3.81	3.64	3.51	3.40
	.001	14.59	9.77	7.94	6.95	6.32	5.88	5.56	5.31	5.11
22	.100	2.95	2.56	2.35	2.22	2.13	2.06	2.01	1.97	1.93
	.050	4.30	3.44	3.05	2.82	2.66	2.55	2.46	2.40	2.34
	.025	5.79	4.38	3.78	3.44	3.22	3.05	2.93	2.84	2.76
	.010	7.95	5.72	4.82	4.31	3.99	3.76	3.59	3.45	3.35
	.001	14.38	9.61	7.80	6.81	6.19	5.76	5.44	5.19	4.99
23	.100	2.94	2.55	2.34	2.21	2.11	2.05	1.99	1.95	1.92
	.050	4.28	3.42	3.03	2.80	2.64	2.53	2.44	2.37	2.32
	.025	5.75	4.35	3.75	3.41	3.18	3.02	2.90	2.81	2.73
	.010	7.88	5.66	4.76	4.26	3.94	3.71	3.54	3.41	3.30
	.001	14.20	9.47	7.67	6.70	6.08	5.65	5.33	5.09	4.89
24	.100	2.93	2.54	2.33	2.19	2.10	2.04	1.98	1.94	1.91
	.050	4.26	3.40	3.01	2.78	2.62	2.51	2.42	2.36	2.30
	.025	5.72	4.32	3.72	3.38	3.15	2.99	2.87	2.78	2.70
	.010	7.82	5.61	4.72	4.22	3.90	3.67	3.50	3.36	3.26
	.001	14.03	9.34	7.55	6.59	5.98	5.55	5.23	4.99	4.80
25	.100	2.92	2.53	2.32	2.18	2.09	2.02	1.97	1.93	1.89
	.050	4.24	3.39	2.99	2.76	2.60	2.49	2.40	2.34	2.28
	.025	5.69	4.29	3.69	3.35	3.13	2.97	2.85	2.75	2.68
	.010	7.77	5.57	4.68	4.18	3.85	3.63	3.46	3.32	3.22
	.001	13.88	9.22	7.45	6.49	5.89	5.46	5.15	4.91	4.71
26	.100	2.91	2.52	2.31	2.17	2.08	2.01	1.96	1.92	1.88
	.050	4.23	3.37	2.98	2.74	2.59	2.47	2.39	2.32	2.27
	.025	5.66	4.27	3.67	3.33	3.10	2.94	2.82	2.73	2.65
	.010	7.72	5.53	4.64	4.14	3.82	3.59	3.42	3.29	3.18
	.001	13.74	9.12	7.36	6.41	5.80	5.38	5.07	4.83	4.64
27	.100	2.90	2.51	2.30	2.17	2.07	2.00	1.95	1.91	1.87
	.050	4.21	3.35	2.96	2.73	2.57	2.46	2.37	2.31	2.25
	.025	5.63	4.24	3.65	3.31	3.08	2.92	2.80	2.71	2.63
	.010	7.68	5.49	4.60	4.11	3.78	3.56	3.39	3.26	3.15
	.001	13.61	9.02	7.27	6.33	5.73	5.31	5.00	4.76	4.57

TABLA D Valores críticos de la distribución F de Fisher (cont.)

		Grados de libertad en el numerador										
		10	12	15	20	25	30	40	50	60	120	1000
18	.100	1.98	1.93	1.89	1.84	1.80	1.78	1.75	1.74	1.72	1.69	1.66
	.050	2.41	2.34	2.27	2.19	2.14	2.11	2.06	2.04	2.02	1.97	1.92
	.025	2.87	2.77	2.67	2.56	2.49	2.44	2.38	2.35	2.32	2.26	2.20
	.010	3.51	3.37	3.23	3.08	2.98	2.92	2.84	2.78	2.75	2.66	2.58
	.001	5.39	5.13	4.87	4.59	4.42	4.30	4.15	4.06	4.00	3.84	3.69
19	.100	1.96	1.91	1.86	1.81	1.78	1.76	1.73	1.71	1.70	1.67	1.64
	.050	2.38	2.31	2.23	2.16	2.11	2.07	2.03	2.00	1.98	1.93	1.88
	.025	2.82	2.72	2.62	2.51	2.44	2.39	2.33	2.30	2.27	2.20	2.14
	.010	3.43	3.30	3.15	3.00	2.91	2.84	2.76	2.71	2.67	2.58	2.50
	.001	5.22	4.97	4.70	4.43	4.26	4.14	3.99	3.90	3.84	3.68	3.53
20	.100	1.94	1.89	1.84	1.79	1.76	1.74	1.71	1.69	1.68	1.64	1.61
	.050	2.35	2.28	2.20	2.12	2.07	2.04	1.99	1.97	1.95	1.90	1.85
	.025	2.77	2.68	2.57	2.46	2.40	2.35	2.29	2.25	2.22	2.16	2.09
	.010	3.37	3.23	3.09	2.94	2.84	2.78	2.69	2.64	2.61	2.52	2.43
	.001	5.08	4.82	4.56	4.29	4.12	4.00	3.86	3.77	3.70	3.54	3.40
21	.100	1.92	1.87	1.83	1.78	1.74	1.72	1.69	1.67	1.66	1.62	1.59
	.050	2.32	2.25	2.18	2.10	2.05	2.01	1.96	1.94	1.92	1.87	1.82
	.025	2.73	2.64	2.53	2.42	2.36	2.31	2.25	2.21	2.18	2.11	2.05
	.010	3.31	3.17	3.03	2.88	2.79	2.72	2.64	2.58	2.55	2.46	2.37
	.001	4.95	4.70	4.44	4.17	4.00	3.88	3.74	3.64	3.58	3.42	3.28
22	.100	1.90	1.86	1.81	1.76	1.73	1.70	1.67	1.65	1.64	1.60	1.57
	.050	2.30	2.23	2.15	2.07	2.02	1.98	1.94	1.91	1.89	1.84	1.79
	.025	2.70	2.60	2.50	2.39	2.32	2.27	2.21	2.17	2.14	2.08	2.01
	.010	3.26	3.12	2.98	2.83	2.73	2.67	2.58	2.53	2.50	2.40	2.32
	.001	4.83	4.58	4.33	4.06	3.89	3.78	3.63	3.54	3.48	3.32	3.17
23	.100	1.89	1.84	1.80	1.74	1.71	1.69	1.66	1.64	1.62	1.59	1.55
	.050	2.27	2.20	2.13	2.05	2.00	1.96	1.91	1.88	1.86	1.81	1.76
	.025	2.67	2.57	2.47	2.36	2.29	2.24	2.18	2.14	2.11	2.04	1.98
	.010	3.21	3.07	2.93	2.78	2.69	2.62	2.54	2.48	2.45	2.35	2.27
	.001	4.73	4.48	4.23	3.96	3.79	3.68	3.53	3.44	3.38	3.22	3.08
24	.100	1.88	1.83	1.78	1.73	1.70	1.67	1.64	1.62	1.61	1.57	1.54
	.050	2.25	2.18	2.11	2.03	1.97	1.94	1.89	1.86	1.84	1.79	1.74
	.025	2.64	2.54	2.44	2.33	2.26	2.21	2.15	2.11	2.08	2.01	1.94
	.010	3.17	3.03	2.89	2.74	2.64	2.58	2.49	2.44	2.40	2.31	2.22
	.001	4.64	4.39	4.14	3.87	3.71	3.59	3.45	3.36	3.29	3.14	2.99
25	.100	1.87	1.82	1.77	1.72	1.68	1.66	1.63	1.61	1.59	1.56	1.52
	.050	2.24	2.16	2.09	2.01	1.96	1.92	1.87	1.84	1.82	1.77	1.72
	.025	2.61	2.51	2.41	2.30	2.23	2.18	2.12	2.08	2.05	1.98	1.91
	.010	3.13	2.99	2.85	2.70	2.60	2.54	2.45	2.40	2.36	2.27	2.18
	.001	4.56	4.31	4.06	3.79	3.63	3.52	3.37	3.28	3.22	3.06	2.91
26	.100	1.86	1.81	1.76	1.71	1.67	1.65	1.61	1.59	1.58	1.54	1.51
	.050	2.22	2.15	2.07	1.99	1.94	1.90	1.85	1.82	1.80	1.75	1.70
	.025	2.59	2.49	2.39	2.28	2.21	2.16	2.09	2.05	2.03	1.95	1.89
	.010	3.09	2.96	2.81	2.66	2.57	2.50	2.42	2.36	2.33	2.23	2.14
	.001	4.48	4.24	3.99	3.72	3.56	3.44	3.30	3.21	3.15	2.99	2.84
27	.100	1.85	1.80	1.75	1.70	1.66	1.64	1.60	1.58	1.57	1.53	1.50
	.050	2.20	2.13	2.06	1.97	1.92	1.88	1.84	1.81	1.79	1.73	1.68
	.025	2.57	2.47	2.36	2.25	2.18	2.13	2.07	2.03	2.00	1.93	1.86
	.010	3.06	2.93	2.78	2.63	2.54	2.47	2.38	2.33	2.29	2.20	2.11
	.001	4.41	4.17	3.92	3.66	3.49	3.38	3.23	3.14	3.08	2.92	2.78

TABLA D Valores críticos de la distribución F de Fisher (cont.)

		Grados de libertad en el numerador								
<i>p</i>		1	2	3	4	5	6	7	8	9
28	.100	2.89	2.50	2.29	2.16	2.06	2.00	1.94	1.90	1.87
	.050	4.20	3.34	2.95	2.71	2.56	2.45	2.36	2.29	2.24
	.025	5.61	4.22	3.63	3.29	3.06	2.90	2.78	2.69	2.61
	.010	7.64	5.45	4.57	4.07	3.75	3.53	3.36	3.23	3.12
	.001	13.50	8.93	7.19	6.25	5.66	5.24	4.93	4.69	4.50
29	.100	2.89	2.50	2.28	2.15	2.06	1.99	1.93	1.89	1.86
	.050	4.18	3.33	2.93	2.70	2.55	2.43	2.35	2.28	2.22
	.025	5.59	4.20	3.61	3.27	3.04	2.88	2.76	2.67	2.59
	.010	7.60	5.42	4.54	4.04	3.73	3.50	3.33	3.20	3.09
	.001	13.39	8.85	7.12	6.19	5.59	5.18	4.87	4.64	4.45
30	.100	2.88	2.49	2.28	2.14	2.05	1.98	1.93	1.88	1.85
	.050	4.17	3.32	2.92	2.69	2.53	2.42	2.33	2.27	2.21
	.025	5.57	4.18	3.59	3.25	3.03	2.87	2.75	2.65	2.57
	.010	7.56	5.39	4.51	4.02	3.70	3.47	3.30	3.17	3.07
	.001	13.29	8.77	7.05	6.12	5.53	5.12	4.82	4.58	4.39
40	.100	2.84	2.44	2.23	2.09	2.00	1.93	1.87	1.83	1.79
	.050	4.08	3.23	2.84	2.61	2.45	2.34	2.25	2.18	2.12
	.025	5.42	4.05	3.46	3.13	2.90	2.74	2.62	2.53	2.45
	.010	7.31	5.18	4.31	3.83	3.51	3.29	3.12	2.99	2.89
	.001	12.61	8.25	6.59	5.70	5.13	4.73	4.44	4.21	4.02
50	.100	2.81	2.41	2.20	2.06	1.97	1.90	1.84	1.80	1.76
	.050	4.03	3.18	2.79	2.56	2.40	2.29	2.20	2.13	2.07
	.025	5.34	3.97	3.39	3.05	2.83	2.67	2.55	2.46	2.38
	.010	7.17	5.06	4.20	3.72	3.41	3.19	3.02	2.89	2.78
	.001	12.22	7.96	6.34	5.46	4.90	4.51	4.22	4.00	3.82
60	.100	2.79	2.39	2.18	2.04	1.95	1.87	1.82	1.77	1.74
	.050	4.00	3.15	2.76	2.53	2.37	2.25	2.17	2.10	2.04
	.025	5.29	3.93	3.34	3.01	2.79	2.63	2.51	2.41	2.33
	.010	7.08	4.98	4.13	3.65	3.34	3.12	2.95	2.82	2.72
	.001	11.97	7.77	6.17	5.31	4.76	4.37	4.09	3.86	3.69
100	.100	2.76	2.36	2.14	2.00	1.91	1.83	1.78	1.73	1.69
	.050	3.94	3.09	2.70	2.46	2.31	2.19	2.10	2.03	1.97
	.025	5.18	3.83	3.25	2.92	2.70	2.54	2.42	2.32	2.24
	.010	6.90	4.82	3.98	3.51	3.21	2.99	2.82	2.69	2.59
	.001	11.50	7.41	5.86	5.02	4.48	4.11	3.83	3.61	3.44
200	.100	2.73	2.33	2.11	1.97	1.88	1.80	1.75	1.70	1.66
	.050	3.89	3.04	2.65	2.42	2.26	2.14	2.06	1.98	1.93
	.025	5.10	3.76	3.18	2.85	2.63	2.47	2.35	2.26	2.18
	.010	6.76	4.71	3.88	3.41	3.11	2.89	2.73	2.60	2.50
	.001	11.15	7.15	5.63	4.81	4.29	3.92	3.65	3.43	3.26
1000	.100	2.71	2.31	2.09	1.95	1.85	1.78	1.72	1.68	1.64
	.050	3.85	3.00	2.61	2.38	2.22	2.11	2.02	1.95	1.89
	.025	5.04	3.70	3.13	2.80	2.58	2.42	2.30	2.20	2.13
	.010	6.66	4.63	3.80	3.34	3.04	2.82	2.66	2.53	2.43
	.001	10.89	6.96	5.46	4.65	4.14	3.78	3.51	3.30	3.13

TABLA D Valores críticos de la distribución F de Fisher (cont.)

		Grados de libertad en el numerador										
<i>p</i>		10	12	15	20	25	30	40	50	60	120	1000
28	.100	1.84	1.79	1.74	1.69	1.65	1.63	1.59	1.57	1.56	1.52	1.48
	.050	2.19	2.12	2.04	1.96	1.91	1.87	1.82	1.79	1.77	1.71	1.66
	.025	2.55	2.45	2.34	2.23	2.16	2.11	2.05	2.01	1.98	1.91	1.84
	.010	3.03	2.90	2.75	2.60	2.51	2.44	2.35	2.30	2.26	2.17	2.08
	.001	4.35	4.11	3.86	3.60	3.43	3.32	3.18	3.09	3.02	2.86	2.72
29	.100	1.83	1.78	1.73	1.68	1.64	1.62	1.58	1.56	1.55	1.51	1.47
	.050	2.18	2.10	2.03	1.94	1.89	1.85	1.81	1.77	1.75	1.70	1.65
	.025	2.53	2.43	2.32	2.21	2.14	2.09	2.03	1.99	1.96	1.89	1.82
	.010	3.00	2.87	2.73	2.57	2.48	2.41	2.33	2.27	2.23	2.14	2.05
	.001	4.29	4.05	3.80	3.54	3.38	3.27	3.12	3.03	2.97	2.81	2.66
30	.100	1.82	1.77	1.72	1.67	1.63	1.61	1.57	1.55	1.54	1.50	1.46
	.050	2.16	2.09	2.01	1.93	1.88	1.84	1.79	1.76	1.74	1.68	1.63
	.025	2.51	2.41	2.31	2.20	2.12	2.07	2.01	1.97	1.94	1.87	1.80
	.010	2.98	2.84	2.70	2.55	2.45	2.39	2.30	2.25	2.21	2.11	2.02
	.001	4.24	4.00	3.75	3.49	3.33	3.22	3.07	2.98	2.92	2.76	2.61
40	.100	1.76	1.71	1.66	1.61	1.57	1.54	1.51	1.48	1.47	1.42	1.38
	.050	2.08	2.00	1.92	1.84	1.78	1.74	1.69	1.66	1.64	1.58	1.52
	.025	2.39	2.29	2.18	2.07	1.99	1.94	1.88	1.83	1.80	1.72	1.65
	.010	2.80	2.66	2.52	2.37	2.27	2.20	2.11	2.06	2.02	1.92	1.82
	.001	3.87	3.64	3.40	3.14	2.98	2.87	2.73	2.64	2.57	2.41	2.25
50	.100	1.73	1.68	1.63	1.57	1.53	1.50	1.46	1.44	1.42	1.38	1.33
	.050	2.03	1.95	1.87	1.78	1.73	1.69	1.63	1.60	1.58	1.51	1.45
	.025	2.32	2.22	2.11	1.99	1.92	1.87	1.80	1.75	1.72	1.64	1.56
	.010	2.70	2.56	2.42	2.27	2.17	2.10	2.01	1.95	1.91	1.80	1.70
	.001	3.67	3.44	3.20	2.95	2.79	2.68	2.53	2.44	2.38	2.21	2.05
60	.100	1.71	1.66	1.60	1.54	1.50	1.48	1.44	1.41	1.40	1.35	1.30
	.050	1.99	1.92	1.84	1.75	1.69	1.65	1.59	1.56	1.53	1.47	1.40
	.025	2.27	2.17	2.06	1.94	1.87	1.82	1.74	1.70	1.67	1.58	1.49
	.010	2.63	2.50	2.35	2.20	2.10	2.03	1.94	1.88	1.84	1.73	1.62
	.001	3.54	3.32	3.08	2.83	2.67	2.55	2.41	2.32	2.25	2.08	1.92
100	.100	1.66	1.61	1.56	1.49	1.45	1.42	1.38	1.35	1.34	1.28	1.22
	.050	1.93	1.85	1.77	1.68	1.62	1.57	1.52	1.48	1.45	1.38	1.30
	.025	2.18	2.08	1.97	1.85	1.77	1.71	1.64	1.59	1.56	1.46	1.36
	.010	2.50	2.37	2.22	2.07	1.97	1.89	1.80	1.74	1.69	1.57	1.45
	.001	3.30	3.07	2.84	2.59	2.43	2.32	2.17	2.08	2.01	1.83	1.64
200	.100	1.63	1.58	1.52	1.46	1.41	1.38	1.34	1.31	1.29	1.23	1.16
	.050	1.88	1.80	1.72	1.62	1.56	1.52	1.46	1.41	1.39	1.30	1.21
	.025	2.11	2.01	1.90	1.78	1.70	1.64	1.56	1.51	1.47	1.37	1.25
	.010	2.41	2.27	2.13	1.97	1.87	1.79	1.69	1.63	1.58	1.45	1.30
	.001	3.12	2.90	2.67	2.42	2.26	2.15	2.00	1.90	1.83	1.64	1.43
1000	.100	1.61	1.55	1.49	1.43	1.38	1.35	1.30	1.27	1.25	1.18	1.08
	.050	1.84	1.76	1.68	1.58	1.52	1.47	1.41	1.36	1.33	1.24	1.11
	.025	2.06	1.96	1.85	1.72	1.64	1.58	1.50	1.45	1.41	1.29	1.13
	.010	2.34	2.20	2.06	1.90	1.79	1.72	1.61	1.54	1.50	1.35	1.16
	.001	2.99	2.77	2.54	2.30	2.14	2.02	1.87	1.77	1.69	1.49	1.22